



VERSION BROCHURE

# > ABAS ERP 21

INCL. ABAS ERP 21.1 (SERVICE PACK)



## Dear abas users,

First of all, I would like to introduce myself: I have been part of this large and, above all, great abas community since March 1st, 2022, as Managing Director of abas Software GmbH. For me, being close to you, our customers and users, is an unshakable guiding principle. It's also one of the reasons why I chose abas.

### Customers help shape abas ERP 21

We planned the new version abas ERP 21 in close cooperation with the abas ERP User Group (EUG), which now represents the interests of almost 300 member companies.

In-depth dialogue is important to us. That is why we discussed the importance and design of individual requirements with our customers in numerous interviews. With their votes, they ultimately helped decide which new functions have the greatest added value for all customers. This resulted in a version that meets your needs and helps you overcome current challenges.

### abas Product Advisory Board

Customer proximity and participation remained the top priority in the development phase as well: In the newly formed abas Product Advisory Board, the board members contributed their practical experience to the new version.

If not our customers, then who can tell us what it takes for a new feature to provide the best possible support in day-to-day operations? Concepts were debated and functionality was tested at an early stage while still under development. The board members took the time to review the details and try it out in practice.

This ensured that feedback and suggestions for improvement flowed directly into development and contributed to the strong customer-centric orientation of abas ERP 21.

### Get to know the new version!

Over the next few pages we'll show you the innovations and expansions abas ERP 21 has in store for you. First and foremost are new features that help you meet the pressing challenges you face today, such as strained supply chains and increasingly more complex material requirements and scheduling. Improved control and scheduling of blanket orders are powerful tools to better plan and manage your procurement. Product versioning also topped the customer voting list. With abas ERP 21, product life cycles can be mapped with all revisions – right down to costing, sales planning, and evaluations.

Our new standard dashboards “Management” and “Controlling” are specifically designed for the corresponding groups. They deliver the key figures and information you need, updated daily and graphically presented, for your decision-making processes.

But that's by far not all. abas ERP 21 has much more in store for you. Find out for yourself!

Sincerely,

Marcus Pannier

# Meeting the challenges facing midmarket companies together

Before we present the new version, we'd like to say a few words about "customer-centric product development". Our aim is to always keep our customers' perspective in mind in everything we do. This requires transparency and discussion. The right questions need to be asked: What do you, our customers, really need? What are your current and future challenges?

Just sticking to the buzzwords rampant in the industry is not enough. We are constantly looking to establish a deep understanding of your needs and troubles – and their causes. So it's less: What do you want – and more: Why do you want something?

## Four pillars of customer-centric product development

To maintain customer-centric orientation in product development, we at abas rely on four pillars:

- #1 Requirements Management:**  
Customers place software requirements
- #2 abas ERP User Group (EUG) cooperation:**  
Constructive, open exchange and close cooperation
- #3 Interview and voting process for road map:**  
Surveying customers about functional and technical innovations in the coming version, including prioritization using a specially developed voting process
- #4 abas Product Advisory Board:**  
Customer committee to help shape and support the creation of the version

## abas Product Advisory Board

This customer committee has existed since June 2021, and currently comprises 43 representatives from 24 companies who help shape the creation of the new version. The Advisory Board is the embodiment of participation. Our members accompany the development of a version from the first functional concepts through early tests and feedback loops on individual functions to the final release.

This leads to ripe, high-quality new functions, while simultaneously ensuring that we offer solutions to the challenges our customers actually face on a daily basis.



At this point we'd like to express our thanks to all board members for their great work on the abas ERP 21 version!



*"I was very happy when the Product Advisory Board (PAB) was created by abas. It's very important to me that the software provider and the customers have a constructive discussion about the further development of the ERP software and that practical experience can flow into the product development.*

*After working in the PAB for a year, I'm certain that my expectations have been met: I feel well informed about the future of abas ERP and the ideas we supplied were taken into account. For this reason we'll also be involved in the PAB in the coming year."*

Michael Rother | Head of Information Technology, HOMA Pumpenfabrik GmbH



# abas ERP 21: Highlights of the new version

## TOP 1

Scheduling  
blanket orders



## TOP 2

Improved  
control of  
blanket orders



## TOP 3

Consistent  
versioning of  
products



## TOP 4

Setting up a  
product lock



## TOP 5

Management  
dashboard



## TOP 6

Controlling  
dashboard



## TOP 7

New “Post invoices”  
infosystem



## TOP 8

Innovations in  
financial and cost  
accounting



+ Innovations in abas ERP 21.1 (Service Pack)



# All innovations at a glance

## HOT TOPICS

- 6 » Scheduling blanket orders
- 8 » Improved control of blanket orders through key figures and evaluations
- 10 » Consistent versioning of products
- 12 » Setting up a product lock
- 13 » Management dashboard
- 14 » Controlling dashboard
- 14 » TOP 10 dashboard
- 15 » New “Post invoices” infosystem
- 16 » Innovations in financial accounting and cost accounting

## SCHEDULING

- 19 » Situation-based make-or-buy-decisions

## WAREHOUSE

- 20 » Redesign of the storage quantity for more convenience in document handling
- 20 » Further development of mixed price calculation with respect to invoice value zero

## QM

- 21 » Standard QM processes can be expanded with custom logic

## MOBILE APPLICATIONS

- 22 » Mobile shipment picking
- 23 » abas Web Toolkit: Customizing for Warehouse and Shopfloor

## MULTISITE

- 23 » Multisite: Better configurability and granular control

## USER INTERFACE

- 24 » abas ERP GUI Version 4: Improved usability
- 25 » abas Dashboard Version 3: Flexible visualization - Simple operation

## ADD-ONS

- 26 » abas APS: Personnel scheduling and usability improved
- 28 » abas DMS: Document management goes mobile
- 29 » abas PM: Resource planning significantly expanded
- 30 » New generation abas Exchange Connector

## ABAS ERP 21.1 (SERVICE PACK)

- 31 » abas ERP 21.1 (Service Pack)
- 32 » Optimization of the credit note process for value credit notes
- 32 » Swiss payment transactions: QR payments
- 33 » New free text editor: Expanded options – easy to use
- 33 » New selection assistant
- 34 » Make-or-Buy: Expanded process support
- 34 » Continuation of the process guidelines for service completion confirmations

## ABAS PRODUCT PORTFOLIO

- 35 » abas product portfolio: As unique as your business!

# Scheduling blanket orders

## Your added value

- › Significantly improved inventory and delivery planning
- › Plan procurements for blanket orders at an early stage
- › Flexible quantity distribution over the validity period
- › High level of transparency in the plan chart

Particularly for companies involved in supply chains, it is crucial that they plan procurement at an early stage. They must ensure that quantities agreed to in a blanket order can actually be delivered when they're called off. Nevertheless, inventories and the associated capital commitment should be kept as low as possible.

In order to provide you with the best possible support when dealing with increasingly complex material requirements and deadline planning, abas ERP's scheduling function – the “brain” of your ERP solution – has been further expanded with a functional package for planning blanket orders. Blanket order items can now be scheduled – just like sales orders, purchase orders, or requirements from sales planning.

## Make procurement planning flexible

The basis for scheduling blanket orders is laid with the specification of the blanket order quantity and validity period (more on this: TOP 2, p. 8-9). In procurement planning you can define the planning periods over which the total quantity of your blanket order is to be distributed.

abas ERP 21 provides a high degree of convenience and flexibility here. Choose between five predefined standard time frames (day, week, month, quarter, year) in order to organize your procurement planning as granular as necessary. You can also freely define requirement dates. In this way, your customer's call-off specifications are incorporated 1:1 in the planning.

Furthermore, you can adjust the suggested linear distribution. If, for example, it is foreseeable that fewer items will be called off in individual planning periods due to seasonal factors, you can simply change the associated quantity suggestions manually.

An integrated plausibility check ensures process reliability. It compares the changes made to the blanket order quantity and suggests a corresponding redistribution.

## Scheduling settings in blanket order items

Sales blanket order - View [100001 XROTH ]

File Edit Table Command Window Info Help

ABAS

selection Costing results Procurement planning

Location F1 Internal location

Valid from - to 15/04/22 - 14/12/22

Electric Engine Pump 2000W

Status Invoice relevant Warehouse group KARLSRUHE Category

Quantities Scheduling Details Goods traffic VAT Intrastat Customer service Packaging

Valid from - to 15/04/22 - 14/12/22

Quantity 420 piece

Immediately available quantity 75 piece

Available quantity 75 piece

Lead time 0 working days

Regular procurement period 25 working days

Short procurement period 2 working days

PLANNING

Period pattern MONTH Month

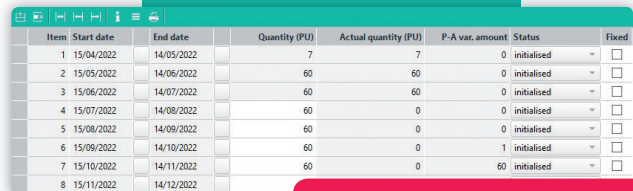
Rounding factor 1 piece

Plan in scheduling ☒

Edit procurement planning

## Scheduling in sales

The result of your procurement planning is displayed in the plan chart. All requirements of a blanket order generated according to the recorded period pattern are displayed as planned issues. These requirements are then fully taken into account during the next scheduling run: abas ERP creates all necessary procurements for the requirements from blanket orders – purchase order suggestions, work order suggestions, relocation suggestions – and also schedules the resulting secondary requirements.



Item	Start date	End date	Quantity (PU)	Actual quantity (PU)	P-A var. amount	Status	Fixed
1	15/04/2022	14/05/2022	7	7	0	initialised	<input type="checkbox"/>
2	15/05/2022	14/06/2022	60	60	0	initialised	<input type="checkbox"/>
3	15/06/2022	14/07/2022	60	60	0	initialised	<input type="checkbox"/>
4	15/07/2022	14/08/2022	60	0	0	initialised	<input type="checkbox"/>
5	15/08/2022	14/09/2022	60	0	0	initialised	<input type="checkbox"/>
6	15/09/2022	14/10/2022	60	0	1	initialised	<input type="checkbox"/>
7	15/10/2022	14/11/2022	60	0	0	initialised	<input type="checkbox"/>
8	15/11/2022	14/12/2022					<input type="checkbox"/>

Automatic updating of procurement planning

## Transparent call-off processing

As soon as you create a sales order for a blanket order, this call-off is offset against the planned figures from the blanket order. When the sales order is finally delivered, the procurement planning for the blanket order is automatically updated. You can identify which quantities of a blanket order have already been called off or delivered and can react to deviations from the original planning with quantity adjustments in procurement planning at any time.

## Capable of acting on short notice

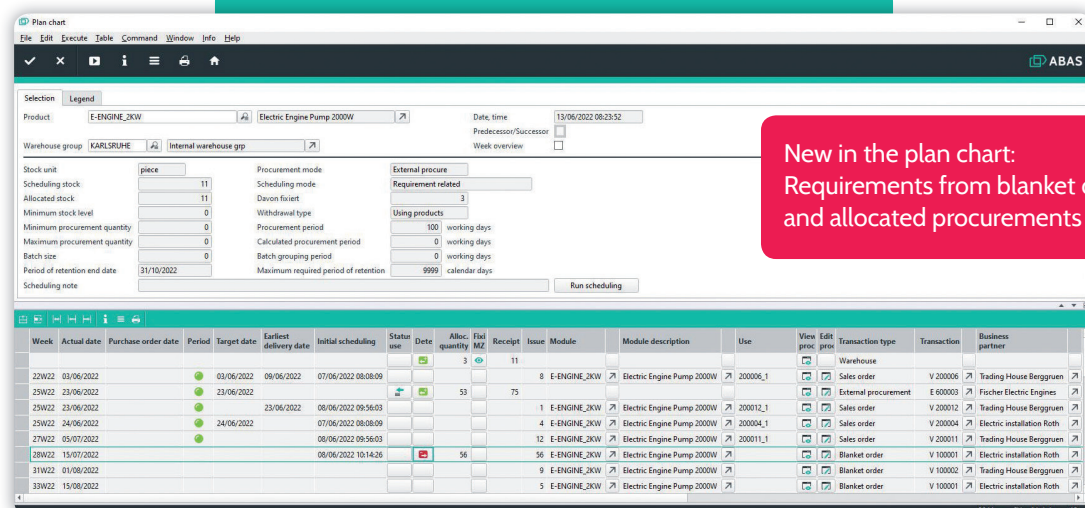
Would you like to be able to deliver part of your blanket order on short notice? The new “Immediately available quantity” function ensures the necessary planning reliability. In addition to the regular procurement lead time, you can also define a short procurement lead time and determine which maximum partial quantity should be available within this time as an “Immediately available quantity.” At

the same time, scheduling ensures that the required quantity is reserved in the warehouse for immediate call-off.

## Overview in purchasing

Blanket order agreements are also taken into account in purchasing and visualized in the plan chart. However – in contrast to sales – automatic purchase order suggestions with regard to the blanket order are only created when there are real requirements, in order to avoid unnecessary surpluses.

In these difficult times for purchasing, with sometimes long delivery periods, yet another innovation provides an improved overview. In the case of blanket orders and purchase order suggestions, the plan chart also displays a purchase order date in addition to the actual date. This is calculated on the basis of delivery times and provides quick orientation as to when it might make sense to call off from the vendor, even if there is currently no real need.



**Selection Legend**

Product: E-ENGINE\_2KW | Electric Engine Pump 2000W | Date, time: 13/06/2022 08:23:52

Warehouse group: KARLSRUHE | Internal warehouse grp

Stock unit: piece | Procurement mode: External procure | Requirement related: 3

Scheduling stock: 11 | Scheduling mode: Dayon forecast | Using products: 100 working days

Allocated stock: 11 | Withdrawal type: Procurement period: 0 working days

Minimum stock level: 0 | Calculated procurement period: 0 working days

Minimum procurement quantity: 0 | Batch grouping period: 0 working days

Maximum procurement quantity: 0 | Batch size: 9999 calendar days

Period of retention end date: 31/10/2022 | Maximum required period of retention: 9999 calendar days

Scheduling note: Run scheduling

Week	Actual date	Purchase order date	Period	Target date	Earliest delivery date	Initial scheduling	Status	Date	Alloc. quantity	Fix. MZ	Receipt	Issue	Module	Module description	Use	View	Edit	Transaction type	Transaction	Business partner
22W02	03/06/2022	09/06/2022		09/06/2022	07/06/2022 08:08:09				3		11		8	E-ENGINE_2KW	Electric Engine Pump 2000W	200006_1		Warehouse		
25W02	23/06/2022	23/06/2022		23/06/2022	08/06/2022 09:56:03				53		75		1	E-ENGINE_2KW	Electric Engine Pump 2000W	200012_1		Sales order	V 200006	Trading House Berggruen
25W02	23/06/2022												4	E-ENGINE_2KW	Electric Engine Pump 2000W	200004_1		External procurement	E 600003	Fischer Electric Engines
25W02	24/06/2022												12	E-ENGINE_2KW	Electric Engine Pump 2000W	200011_1		Sales order	V 200012	Trading House Berggruen
27W02	05/07/2022												12	E-ENGINE_2KW	Electric Engine Pump 2000W	200011_1		Sales order	V 200004	Electric installation Roth
28W02	15/07/2022												56	E-ENGINE_2KW	Electric Engine Pump 2000W			Blanket order	V 200011	Trading House Berggruen
31W02	01/08/2022												9	E-ENGINE_2KW	Electric Engine Pump 2000W			Blanket order	V 100001	Electric installation Roth
31W02	01/08/2022												9	E-ENGINE_2KW	Electric Engine Pump 2000W			Blanket order	V 100002	Trading House Berggruen
33W02	15/08/2022												5	E-ENGINE_2KW	Electric Engine Pump 2000W			Blanket order	V 100001	Electric installation Roth

New in the plan chart:  
Requirements from blanket orders  
and allocated procurements



# Improved control of blanket orders through key figures and evaluations

## Your added value

- › Quick alert indicators on validity and call-off quantity
- › Option to make the call-off more flexible with the new “Immediately available quantity” parameter
- › Greater transparency in the quantity depletion through new key figures
- › Identify optimization potential: Configurable evaluations of the blanket order stock

In many respects, blanket order agreements are an important instrument for establishing long-term customer loyalty and effectively controlling your strategic purchasing. Adequately mapping them in the ERP system and making them easy to track using key figures provides relief in times of complex procurement situations.

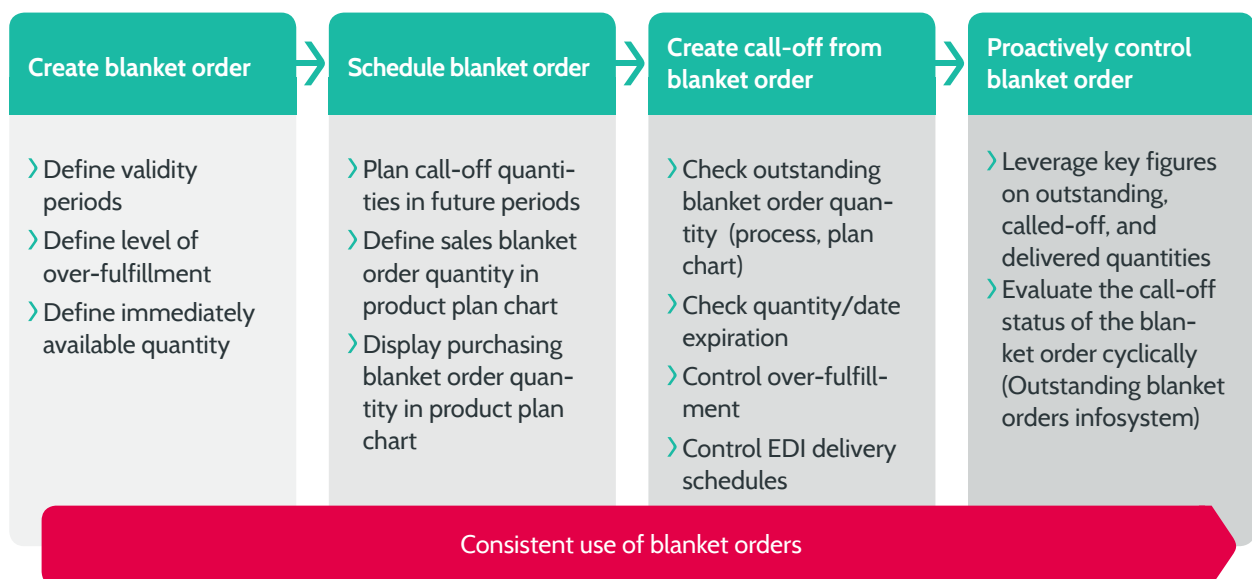
The new planning, control and evaluation options for blanket orders in abas ERP 21 help you stay on top of your call-off situation, react quickly to call-off changes or undesirable developments, and be well prepared for re-negotiations.

## Validity period and maximum call-off quantity

A number of innovations ensure greater transparency, planning reliability, and control options for managing blanket orders. With regard to the validity of a blanket order item, the previous process date (= valid from) has been replaced by a period (= from – to). This is then automatically taken into account by scheduling and pricing and in determining the subsequent blanket order.

Options to specify a “maximum call-off quantity” and an “immediately available quantity” are also new. The “maximum call-off quantity” is used to define the possible degree of over-fulfillment of a blanket order and ensure that no more than this quantity can be called off beyond the agreed quantity of the blanket order.

The “immediately available quantity” expands your room for maneuver when it comes to deliveries (more on this: TOP 1, p. 6-7). You can contractually assure customers that they can also receive a certain quantity at short notice, i.e. significantly faster than the delivery period specified in the blanket order. This quantity is then directly taken into account in planning, reserved as a buffer in the warehouse, and replenished after consumption within the replacement period.



## Quick status overview

Is a sales order or purchase order correctly covered by a blanket order? A new status indicator provides this information. It indicates whether the allocated blanket order is valid in terms of time and quantity (= green traffic light), the quantity in the item exceeds the specified call-off quantity but is still within the (maximum) blanket order quantity (= red warning) or whether the (maximum) blanket order quantity is exceeded and therefore there is no applicable blanket order (= empty field). This enables you to identify undesirable developments directly and react quickly.

## Actively use key figures for control

Use the new quantity key figures for the blanket order to stay on top of upcoming deadlines and quantity depletions in sales and purchasing. With every sales order, packing slip, or purchase order, the outstanding call-off quantity<sup>1</sup>, the called-off<sup>2</sup> and delivered<sup>3</sup> quantity and the cumulative quantity<sup>4</sup> are dynamically calculated and adjusted in the blanket order. You always have exact information about the status of your blanket orders.

### CALLLED OFF AND DELIVERY QUANTITIES

Outstanding called off qty	114	piece
Quantity called off	306	piece
Delivered quantity	127	piece
Cumulative qty	127	piece

Transparent call-off and delivery quantities

## Configurable analysis options

A new feature in the “Outstanding blanket orders” infosystem is a traffic light that provides information about the validity period and maximum callable quantity of a blanket order. This is particularly helpful if you want to take stock of your blanket order inventory. A quick glance will tell you when processes are about to get out of hand because the blanket order is only valid for a few days or a large share of the quantity has already been called off. If necessary, you can open the entire process chain for each blanket order and directly access detailed information on call-offs, packing slips, and invoices.

You can set the threshold values for the traffic light feature according to your requirements. You can even define customer-specific threshold values.

## Critical developments in terms of validity and quantity at a glance

### Selection using fields

Document from - to: Blanket order

Transaction type: Sales order

Customer: 70001 Electric installation Roth

Invoice recipient:

Base product:

Product:

Representative:

Inhouse contact:

Project:

Expand subsequent processes

Collapse subsequent processes

Total value of blanket order items: 251,800.00 EUR

### Analysis

Selection using selection bar

Valid from - to: 15/04/22 - 14/12/22

Valid until: 01/06/22 - 31/05/23

Validity:

Iter:

Product:

Product description:

Quantity:

Outstanding to be delivered:

Quantity to be delivered:

Outstanding available quantity:

Delivered quantity:

Share of quantity to be delivered:

### UTILISATION OF THE QUANTITIES TO BE DELIVERED

to: 25 %

Between: 26 % and 74 %

From: 75 %

View

to: 5

Between: 6 and 34

From: 35

No longer valid

View

Docum	Document type	Blanket order	Blanket order	Customer	Customer name	Invoice recipient	Valid from	Valid until	Validity	Iter	Product	Product description	Quantity	Outstanding to be delivered	Quantity to be delivered	Outstanding available quantity	Delivered quantity	Share of quantity to be delivered
100001	Blanket order	100001	70001	Electric installation Roth	70001	15/04/22	14/12/22				E-MOTOR_2KW	Electric Engine Pump 2000W	420	114	306	75	127	
100003	Blanket order	100003	70001	Electric installation Roth	70001	01/06/22	31/05/23				F-PUMP	House Pump aqua 1500W	925	565	360	125	85	
200010	Sales order		70003	Housing Provider							F-PUMP	House Pump aqua 1500W	110	0	0	0	0	
300004	Delivery note		70003	Housing Provider							F-PUMP	House Pump aqua 1500W	85	0	0	0	0	
200016	Sales order		70001	Electric installation Roth							F-PUMP	House Pump aqua 1500W	250	0	0	0	0	

<sup>1</sup> Quantity minus quantity called off

<sup>2</sup> Delivered quantity plus quantity in outstanding processes

<sup>3</sup> Actually delivered quantity

<sup>4</sup> Without making adjustments, the “Cumulative quantity” field is identical to the delivered quantity. However, it remains editable to give you the option of manually synchronizing the delivered quantity (for example, after feedback from your customer/vendor).

# Consistent versioning of products

## Your added value

- › Transparent management of product versions across all process levels right down to the stock
- › Clarity: Recording revision numbers
- › Structured handling of product versions that can be used at the same time
- › Flexibility: Version-specific scheduling settings possible
- › Quick evaluation of all versions

As a midmarket manufacturer, you're constantly working on the further development of your products. Components, dimensions, or just the packaging are changed and additional features are added. A prototype is to be built, a new version introduced while the current version is still being manufactured and sold. At the same time, you want to stay informed about the life cycle of your products: Which version is currently being produced, what alternatives are there? How many of which version are in stock? Which one was used in the past and how did it perform from a sales perspective?

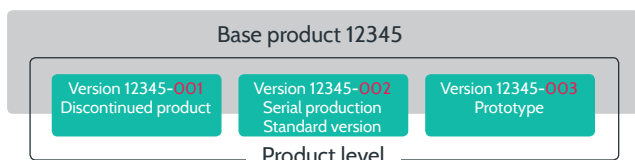
With abas ERP 21 you can map the entire life cycle of your products with all revisions and use them in costing, sales planning, and evaluations.

## Automated, manageable version handling thanks to new base product

The “base product” is at the center of the new, optional versioning, which you can also activate separately for purchasing and sales. All versions of a product are brought together and managed in the base product. It offers structured information about the different versions. Record the stock unit, customer product properties, or descriptions

for document printing that apply to all versions of a product directly in the base product; this reduces the effort involved in data maintenance and ensures that this data remains consistent across all versions. Pricing can also be maintained directly in the base product. All versions are then automatically assigned the specified price and discount groups for the base product.

For each base product, a standard version can be defined as the currently valid product version for production and sales. Additional versions can be easily created using “Create new version”. Existing products can also be assigned to a base product as a version.



## Life cycle overview

The base product provides a direct overview of a product's life cycle. It lists all versions with status information – “In development”, “Prototype”, “Serial production”, “Make-to-order production”, “Discontinued part” – and other details such as stock, standard version, and revision number. You can quickly identify which phase of the life cycle a version is in or which version is currently defined as the standard version. At the same time, you can access the cumulative sales and total stock of all versions without digging around.

Of course, the base product can also be selected in info-systems such as the Stock information, the Stock movement journal, the Production center or the Outstanding sales order infosystems. By entering the base product, all versions are automatically retrieved and used for further evaluation.

The screenshot shows the ABAS software interface. The title bar reads "Base product - View [10010 PUMPE Casing Pump red]". The menu bar includes File, Edit, Execute, Table, Command, Window, Info, and Help. The toolbar contains various icons for document management and viewing. Below the toolbar, the "Customer product properties" section is visible, with tabs for General, Sales, Purchasing, Versionen, and Turnover. The "Versionen" tab is active, showing a table of product versions. A red callout box points to the table with the text "Information about versions bundled in the base product".

Version	Description Version	Product type	Index	Standard version	Discontinued product	Product status	Stock
PUMP-R-A	House Pump red 1000W		001	<input type="checkbox"/>		Discontinued product	13
PUMP-R-B	House Pump red 1000W		002	<input checked="" type="checkbox"/>		Serial production	1,500
PUMP-R-C	House Pump red 1000W		003	<input type="checkbox"/>		Prototype	1



## Unique revision numbers

Each product version is provided a revision number (index) by which it is clearly identifiable. The three-character revision number can be assigned alphanumerically – both letters and numbers are possible – and corresponds to the industry standard for indexing. The identity number of the product version can also be configured: You can freely choose the structure of the identity number for each base product and decide how the revision number should be incorporated. The identity number remains throughout the life cycle of the version, even if its status changes, for example, from prototype to serial production.

## Security and flexibility in one

abas ERP 21 uses various security mechanisms to guarantee clean processes in the daily handling of the versions. For example, the sales department can initially work with the current standard version when preparing the quotation. The planner can change the version at the sales order level at any time without having to cancel the sales order item.

Optionally, versioned sub-assemblies can also be recorded in the production list just by specifying the base product. At the time of use, i.e. when an order production list is generated, abas ERP automatically swaps in the standard version that is valid at that time. Master files maintenance can be reduced to a minimum and at the same time it's possible to ensure that the current standard version is always produced or used in preliminary costing.

In order to offer you the necessary flexibility for further use cases, such as the production of prototypes, abas ERP also allows other versions that are not standard versions to be produced. If you record a version in the production list, for example, with the status prototype, this is transferred to the order production list.

You can also use the configurability of the new product status to adapt the versioning even more flexibly to the requirements of your company. In addition to the product statuses included in the standard release, you can define others and, if necessary, link them to internal workflows.

## Development cycle for production lists

abas ERP 21 continues the categorization by maturity level in the production list. The aim was to provide a grading option with regard to the scope and completeness of a production list. The standard release includes the two types “design BOM” and “production list”.

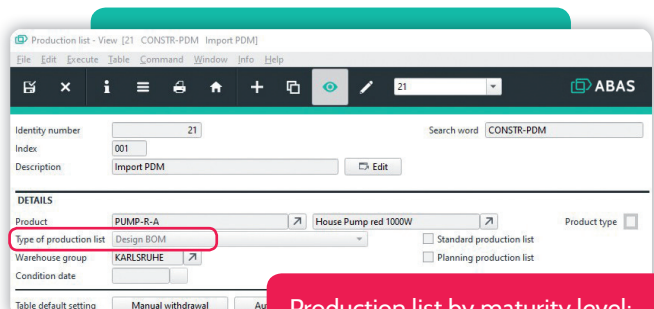
The “design BOM” type corresponds to a BOM, i.e. it is purely quantity-based. BOMs adopted from PDM systems would be assigned to this type. The “production list” type includes the operations in addition to the material. Production lists can therefore – in contrast to the design BOMs – be marked as a standard production list and be selected as the basis for the later order production list.

The new categorization not only offers you more transparency when it comes to the actual status of your production list. You can also create other types according to your needs, define maturity levels for production lists, and realistically map workflows in your company based on them.

## Sales planning

Last but not least, the new versioning supports your sales planning. An example: You want to plan sales for all versions of a product in the coming year. In this case, include the base product in your sales planning. abas ERP automatically generates the corresponding plan figures for all versions that are represented in the base product, so that you can quickly and conveniently forecast your future sales.

Or let's say you want to determine planned sales of a new version based on the issues from earlier versions. This is also possible with the new versioning.



Production list by maturity level:  
New type “Design BOM”

# Setting up a product lock

## Your added value

- › Process security by locking products for transactions and scheduling
- › Alternative choice of a soft notification lock
- › Traceability of lock reasons and history

Our customers' desire for greater process reliability when it comes to locked products was the inspiration for the development of a new, comprehensive locking concept. It is being rolled out in two stages in the abas ERP 21 and 22 versions. As a first milestone, a product lock with a hard locking effect has been implemented in abas ERP 21. This "hard" product lock supports you, for example, in the event of serious quality problems. Transactions such as the production or delivery of the product are locked by the system and your users are guided process-secure.

## Notification or hard lock?

abas ERP 21 offers you the option to choose between the lock variants "Notification" and "Locked" in the product. If you choose "Notification," future process steps will display a warning, but they can still be performed.<sup>1</sup> If you set the product to "Locked", the hard lock will be applied. Certain follow-up actions are completely locked, ensuring the greatest possible security.

## Lock effect as protection

With the hard product lock, abas ERP prevents all transactions that generate material receipts and issues. This includes sales orders, purchase orders, and packing slips, but also production processes such as work orders or completion confirmations. This ensures that a locked product can no longer be produced, withdrawn or delivered.

A product marked as "Locked" is also not taken into account by scheduling. Procurement suggestions are not determined and unfixed suggestions are removed after setting the lock. Existing stock is also no longer allocated to the product. The requirements will be displayed as missing quantities in the scheduling report.

In the case of transactions without receipts or issues you remain flexible; transaction chains that have already been initiated can be completed. For example, the invoice for a packing slip that was posted before setting the lock can still be created and a locked product can still be relocated.

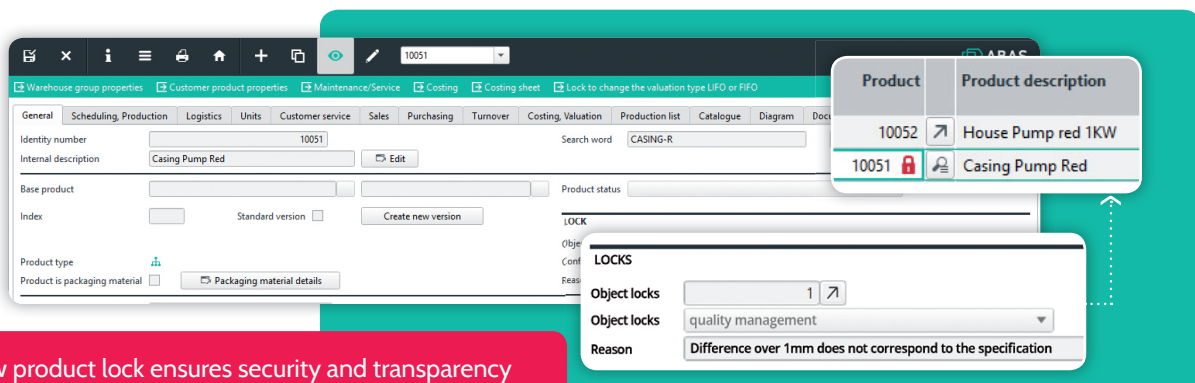
## Access to information and traceability

Whether notification lock or hard product lock: For your users, a product lock and its reason are transparent system-wide. In addition to the lock identifier, a mouse-over field note provides information on the type of lock set, the reason for the lock, and a lock notification.

How often has a product been locked? Which lock was set or removed when, by whom, and for what reason? This information is automatically included in the new lock history and completes the traceability of product locks.

## Looking ahead to the second expansion stage

In stage two of the locking concept, which is planned for abas ERP 22, customers, vendors, costs, and cost elements will also be lockable in addition to products. Furthermore, it will be possible to finely model the desired lock effect in the respective lock locations and thus to create your own types of locks with the associated effects. It's another step toward mapping and securing your company-specific processes in the best possible way.



<sup>1</sup> This variant corresponds to the already existing option for a soft object lock using the S identifier.

# Management dashboard

## Your added value

- › Dashboard as a management information system directly in abas ERP
- › Stay on top of critical success factors in real time: Liquidity, accounts receivable and payable, sales order backlog, account balances
- › Information availability: Quickly descend from the dashboard to the corresponding detail screens
- › Easily adaptable to your own requirements

Numbers say more than a thousand words. Presented concisely in a dashboard, they enable executives and management to grasp the current situation and critical developments at a glance.

In abas ERP more than 20 dashboards are already available, covering various company areas. For abas ERP 21,

three dashboards were specially developed for management and controlling: The Management dashboard, the Controlling dashboard, and the TOP 10 dashboard.

In the new Management dashboard, operational data from abas ERP are condensed into a reporting cockpit that provides real-time information on liquidity, accounts receivable and accounts payable, as well as the sales order backlog. You can always descend directly to the detailed information from the dashboard. This increases your ability to provide information and delivers the best possible support for your decision-making processes.

## Easily customize the standard dashboard

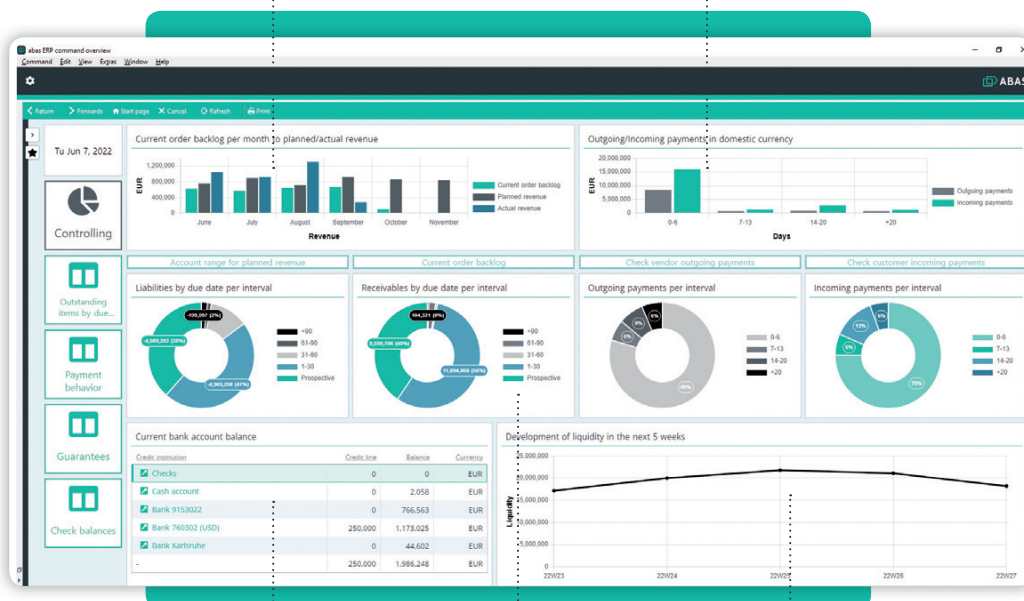
Would you like to use the Management dashboard, but customize one or two details to meet your requirements? It's really easy to do. Each dashboard consists of individual widgets that you can configure and adapt to your use case – self-service and no programming necessary.

### Sales order backlog

Quickly access the sales order backlog for the next few months, calculated according to the delivery dates of the sales order items

### Incoming & Outgoing payments

What incoming and outgoing payments can be expected? The Check button takes you directly to the right infosystem.



### Account balance

Current account balances including credit lines – here, too, always up-to-date

### Accounts receivable & Accounts payable

Which incoming and outgoing payments are overdue and for how long? What's due and in what amount?

### Liquidity

Liquidity in the next 5 weeks? Data extracted from your liquidity planning and visually prepared



# Controlling dashboard

## Your added value

- › The information cockpit for controllers
- › All important standard KPIs
- › All important P&L figures
- › Always ready with information – for greater agility

The Controlling dashboard is the second new dashboard available in abas ERP 21. It serves as an easy-to-use cockpit for controllers to plan, manage and monitor their department and area of responsibility.

Key figures on the capital structure, profitability, and liquidity as well as key performance indicators are crucial control parameters in every company. The new Controlling dashboard combines these standard KPIs in a single overview.

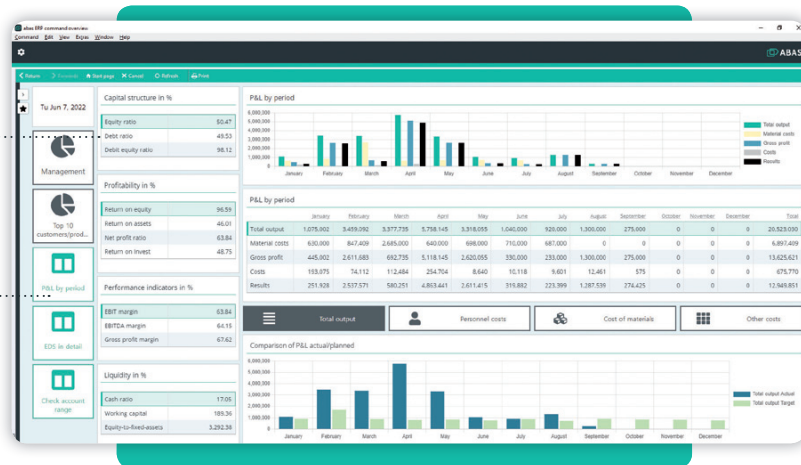
This saves a lot of time: Regularly keep an eye on KPIs with zero effort and identify risks to your economic success at an early stage.

Your company's most important P&L figures are also prepared in the dashboard: Overall activity, cost of materials, gross profit, costs, and earnings are displayed by month for the current year – as a bar chart and in tabular form for accurate information extraction.

The overview of the development of your financial year is rounded out by a planned/actual comparison of all P&L figures. You can switch between the different comparisons interactively in the same dashboard depending on the P&L figure for which you want to compare the planned and actual values. This enables you to quickly see whether set goals are being achieved and, if not, initiate countermeasures at an early stage.

**KPI**  
Easily stay on top of key figures

**Quick links**  
Quickly descend into other dashboards, info-systems, and additional evaluation options



**P&L**  
Maximum transparency enables countermeasures to be initiated at an early stage

**Comparison of P&L actual/planned**  
Interactively switch between individual P&L figures

# TOP 10 dashboard

## Your added value

- › The ten customers and products with the highest sales at a glance
- › Always ready to answer questions
- › Jump directly to customers or products from the dashboard

The TOP 10 overview of products and customers completes the new dashboard package for abas ERP 21. Which ten customers and products generated the highest revenue in the current year or in the previous year?

The TOP 10 dashboard provides this information both as an appealing chart and in tabular form. If necessary, you can immediately descend to the customer or product from the dashboard.

# New “Post invoices” infosystem

## Your added value

- Immediate overview of selected invoices, credit notes, downpayments, and cash payments with invoice details
- Targeted processing through extensive selection options
- Saved time through streamlined processes
- Process reliability through area-dependent presettings

With its fully integrated financial accounting, abas ERP offers significant time savings and efficient processes. The new “Post invoices” infosystem further reduces manual work steps: You can check invoices with regard to taxes and account assignments and post them individually or all at once, straight from the infosystem. This makes your workflows easier and faster.

## Flexible, easy selection

Short, process-reliable paths – and all information quickly at hand: Open the new infosystem via purchasing or sales with the appropriate presettings or via the Infosystem menu or search.

Flexible selections: Use date ranges, invoice types (invoice, commercial credit note, downpayment, cash payment), an invoice itself and/or a customer or vendor for your selection.

## Important details at a glance

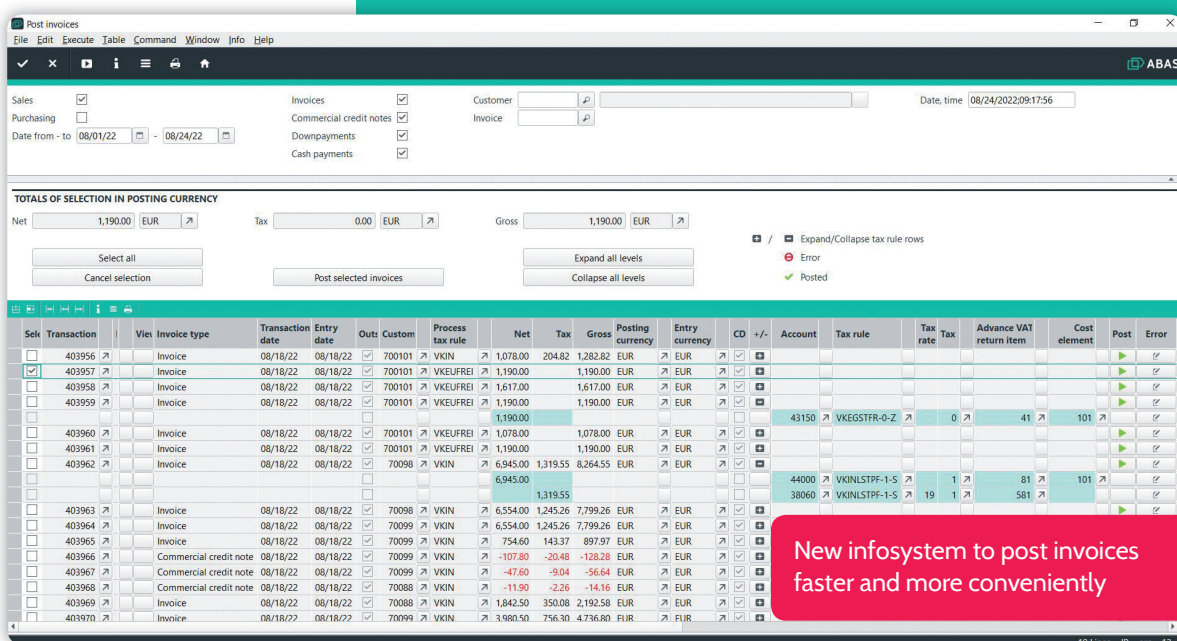
The infosystem provides central details on all incoming or outgoing invoices, such as tax code, net amount, tax amount, and gross amount. You can switch directly to the detailed view by simply expanding it.

## Invoice posting made easy

The new infosystem is a powerful alternative to the previous “Post invoices individually” and “Post all invoices” commands.<sup>1</sup> It provides additional information and allows you to post either all or selected invoices in a single screen. A second confirmation is no longer necessary for a selected invoice. This saves work steps.

If the posting is successful, the outstanding item reference and the entry number are automatically entered in the respective fields. If a posting is not possible, a notification is displayed. This makes your posting process even more reliable.

<sup>1</sup> The previous commands for posting invoices are still available.



Sel	Transaction	Vies	Invoice type	Transaction date	Entry date	Out	Custom	Process	Net	Tax	Gross	Posting currency	Entry currency	CD	+/-	Account	Tax rule	Tax rate	Tax	Advance VAT return item	Cost element	Post	Error
<input type="checkbox"/>	403956		Invoice	08/18/22	08/18/22		700101	VKIN	1,078.00	204.82	1,282.82	EUR	EUR										
<input checked="" type="checkbox"/>	403957		Invoice	08/18/22	08/18/22		700101	VKEUFREI	1,190.00		1,190.00	EUR	EUR										
<input type="checkbox"/>	403958		Invoice	08/18/22	08/18/22		700101	VKEUFREI	1,617.00		1,617.00	EUR	EUR										
<input type="checkbox"/>	403959		Invoice	08/18/22	08/18/22		700101	VKEUFREI	1,190.00		1,190.00	EUR	EUR										
<input type="checkbox"/>	403960		Invoice	08/18/22	08/18/22		700101	VKEUFREI	1,078.00		1,078.00	EUR	EUR										
<input type="checkbox"/>	403961		Invoice	08/18/22	08/18/22		700101	VKEUFREI	1,190.00		1,190.00	EUR	EUR										
<input type="checkbox"/>	403962		Invoice	08/18/22	08/18/22		70098	VKIN	6,945.00	1,319.55	8,264.55	EUR	EUR										
<input type="checkbox"/>	403963		Invoice	08/18/22	08/18/22		70098	VKIN	6,554.00	1,245.26	7,799.26	EUR	EUR										
<input type="checkbox"/>	403964		Invoice	08/18/22	08/18/22		70099	VKIN	6,554.00	1,245.26	7,799.26	EUR	EUR										
<input type="checkbox"/>	403965		Invoice	08/18/22	08/18/22		70099	VKIN	754.60	143.37	897.97	EUR	EUR										
<input type="checkbox"/>	403966		Commercial credit note	08/18/22	08/18/22		70099	VKIN	-107.80	-20.48	-128.28	EUR	EUR										
<input type="checkbox"/>	403967		Commercial credit note	08/18/22	08/18/22		70099	VKIN	-47.60	-9.04	-56.64	EUR	EUR										
<input type="checkbox"/>	403968		Commercial credit note	08/18/22	08/18/22		70088	VKIN	-11.90	-2.26	-14.16	EUR	EUR										
<input type="checkbox"/>	403969		Invoice	08/18/22	08/18/22		70088	VKIN	1,842.50	350.08	2,192.58	EUR	EUR										
<input type="checkbox"/>	403970		Invoice	08/18/22	08/18/22		70099	VKIN	3,980.50	756.30	4,736.80	EUR	EUR										

New infosystem to post invoices faster and more conveniently

# Innovations in financial accounting and cost accounting

## Your added value

- › Greater process reliability for incoming and outgoing payments
- › Simplified cost allocation
- › Tax determination according to the country of destination principle
- › Increased transparency in process tax rules
- › Fixed asset accounting: Commissioning date as an additional start of depreciation
- › Cost transparency: Separation of labor and machine costs in production costs posting
- › Data maintenance: New service action for completely closed fiscal years

With abas ERP, you always know where your costs are hiding and where what money is being earned. Thanks to the full integration of financial accounting, cost accounting, and controlling in all other abas ERP processes, you're already benefiting from cross-departmental consistency and efficiency.

But we can do even better: abas ERP 21 provides a whole bundle of functions that support and simplify your workflows in financial accounting and cost controlling.

## Faster, more convenient processing of incoming and outgoing payments

Seven new screens for incoming and outgoing payments deliver greater convenience and process reliability. Instead of the previous universal screen for all payment types, you now select the appropriate screen depending on the payment type (bank transfers, direct debits, check payments, incoming checks, customer bills of exchange, or other payments). Each screen is tailored to the corresponding method of payment in terms of data entry and process steps. This simplifies and accelerates the processing of incoming and outgoing payments.

Added convenience: Transfer processes are saved and archived, including all relevant data such as outstanding items, entries, and payment forms. Canceling transfer processes can now be performed with a single click to save time throughout the entire process.

## New screens by method of payment

- › Bank transfers
- › Direct debits
- › Check payments
- › Incoming checks
- › Customer bills of exchange
- › Other payments

Quickly and easily process incoming and outgoing payments

## Example for accounts payable

- ▼ Accounts payable
  - ▶ Purchase invoices
  - ▶ Outstanding items
  - ▶ Guarantees
  - ▼ Cash management AP
    - ▼ Edit payment form
      - ☐ Payment suggestion - Outgoing
      - ☒ Payment suggestion - delete outgoing payments
    - ▼ Bank transfers
      - + Post and create bank transfers
      - ☐ Transfer
      - ☐ Bank file
      - i Create payment file
    - ▼ Check payments
      - + Post and create check payments
      - ☐ Checkbook
      - ☐ Outgoing check
      - i Check print
    - ▼ Other payments
      - + Post other payments
      - ☐ Payment form
      - ☐ Payment form collector



## Expanded process tax configuration with additional country and region-dependent suggestions (country of destination principle)

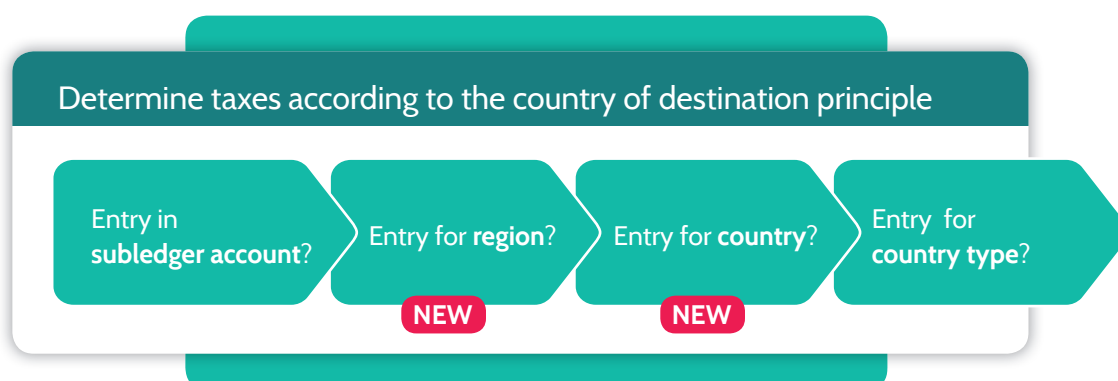
The expansion of the process tax configuration provides significantly more transparency for process tax rules and an easy option for the country and region-specific determination of taxes (country of destination principle).

Whereas it was previously only possible to determine taxes via the country type (domestic, EU state, foreign), in the new version, country and region are taken into account directly in a process and can be used to determine taxes according to the country of destination principle. The tax determination for total sales with private customers greater than €10,000 according to the country of destina-

tion principle (required by the reform of the VAT system in the EU, one-stop-shop-procedure), can be conveniently carried out in abas ERP.

The improved structure of the process screens in purchasing, sales, and financial accounting also provides more convenience and a better overview. Thanks to the clear restructuring, users can, for example, work more intuitively and efficiently in the screen with visual distinctions between the invoice issuer or recipient and the shipper or recipient of goods.

Why was this exact process tax rule applied to a transaction? You now have the option of descending directly from a process to the process tax configuration, in which all tax data and relationships are displayed.



## Cost allocations can be performed from a financial entry row

abas ERP 21 also offers significant improvements in handling cost allocations. The “Create cost allocation” action button in the “Financial entries” screen allows you, for example, to allocate a cash discount or fees directly to a transaction, thus activating the amount in the balance sheet and influencing the inventory value.

### Nullification of a cost allocation

Need to correct a cost allocation that has already been made? With abas ERP 21, you can nullify cost allocations or individual items from them to the current date and thus undo them, even if they are in the past. And the nullification itself can be canceled if necessary.

## Fixed asset accounting: Select the commissioning date as the start of depreciation

In fixed asset accounting from abas ERP 21 it is possible to start the depreciation calculation from the time of commissioning. In the configuration you can select whether the acquisition date or the commissioning date should be used to calculate the start of depreciation.

### Separation of labor and machine costs in production costs posting

To provide even better support in your cost control and clearly show which personnel, machine, and special costs have arisen within the scope of production, we've further refined production cost posting in abas ERP.

As of abas ERP 21, there are separate account assignment options for the following five types of production costs<sup>1</sup>:

- › Fixed machine costs
- › Variable machine costs
- › Fixed special costs
- › Variable special costs
- › Labor costs

This means that you can post labor, machine and special costs separately for production completion confirmations. You can choose from up to nine different pairs of accounts. It's another way to receive detailed, meaningful cost evaluations based on cost types with abas ERP 21!

## Deletion of entries and financial accounting transaction figures for completely closed fiscal years

Several innovations relate to long-term data maintenance in the area of financial accounting. Would you like to, for example, delete entries and transaction figures for fiscal years for which there are no longer any legal retention requirements? abas ERP 21 provides a new service action in entry synchronization for this purpose. You can use this to delete entries and transaction figures by specifying the fiscal year up to which all entries and financial accounting transaction figures are to be removed. The end fiscal year must be completely closed.

## Redesign of the one-time data transfer of outstanding items

The one-time data transfer of outstanding items has been simplified for companies that start using financial accounting in abas ERP. With the new "Enter outstanding items" function, you can easily record outstanding items in the financial accounting opening phase and automatically create opening entries for them.

Completion confirmation - Done [1056001 BA001 ]

File Edit Execute Command Window Info Help

ABAS

### STAFF HOURLY RATES

	Cost center/Cost object/ Cost allocator	Special costs debit	Labor costs credit
Hourly rate 1	35.0000 EUR ↗	1330 ↗	95146 ↗
Hourly rate 2	0.0000 EUR ↗	1330 ↗	95146 ↗
Hourly rate 3	0.0000 EUR ↗	1330 ↗	95146 ↗
Hourly rate 4	0.0000 EUR ↗	1330 ↗	95146 ↗
Hourly rate 5	0.0000 EUR ↗	1330 ↗	95146 ↗
Labor overhead rate	140 %		

### MACHINE HOURLY RATES

Cost center/object/allocator from work center: 1330 ↗

	Machine costs debit	Machine costs credit
Fix	10.00 EUR ↗	95142 ↗
Variable	30.00 EUR ↗	95143 ↗
Total	40.0000 EUR ↗	

### MACHINE OVERHEAD RATES

Fix: 0 %

Variable: 0 %

### SPECIAL COSTS FROM THE OPERATION

	Special costs debit	Special costs credit
Fix	15.00 EUR ↗	95144 ↗
Variable	4.00 EUR ↗	95145 ↗

SV sup4abas 13

Precise analysis of production costs: Separate confirmation and account assignment of labor, machine and special costs

Cost type/Computation rule description	Accumulated actual costs
Total production costs	128.80
Machine rate fix	15.20
Machine rate variable	45.60
Special costs fix	15.00
Special costs variable	4.00
Staff rate	49.00

<sup>1</sup> The use of differentiated accounts is not mandatory.

# Situation-based make-or-buy decisions

## Your added value

- › Procurement mode can be conveniently changed in the process
- › Secure follow-up processes
- › Can also be used for procurements from other warehouse groups

Whether products are purchased or produced in-house is a strategic decision with long-term effects. In the case of external procurement, contractual obligations must be fulfilled, and in the case of in-house production, any newly purchased machines must be used economically.

Nevertheless, there are situations in which companies have to react flexibly and override the default settings stored in the master files (make-or-buy decision). Capacity bottlenecks, for example, can make it necessary to purchase goods that are normally manufactured in-house.

For exceptional situations like these, abas ERP 21 offers you the option of changing the procurement mode recorded in the product master file and valid in the standard process for a single order item or order production list row.<sup>1</sup>

## “Make” becomes “Buy” – or vice versa

To do this, simply change the procurement mode in the order production list or in the sales order item. Alternatively, it is also possible to change the procurement mode directly in the Procurement status infosystem. During the next scheduling run, abas ERP will first check the stock level. If this is not sufficient, as expected, the system automatically creates a procurement suggestion with the newly set procurement mode.

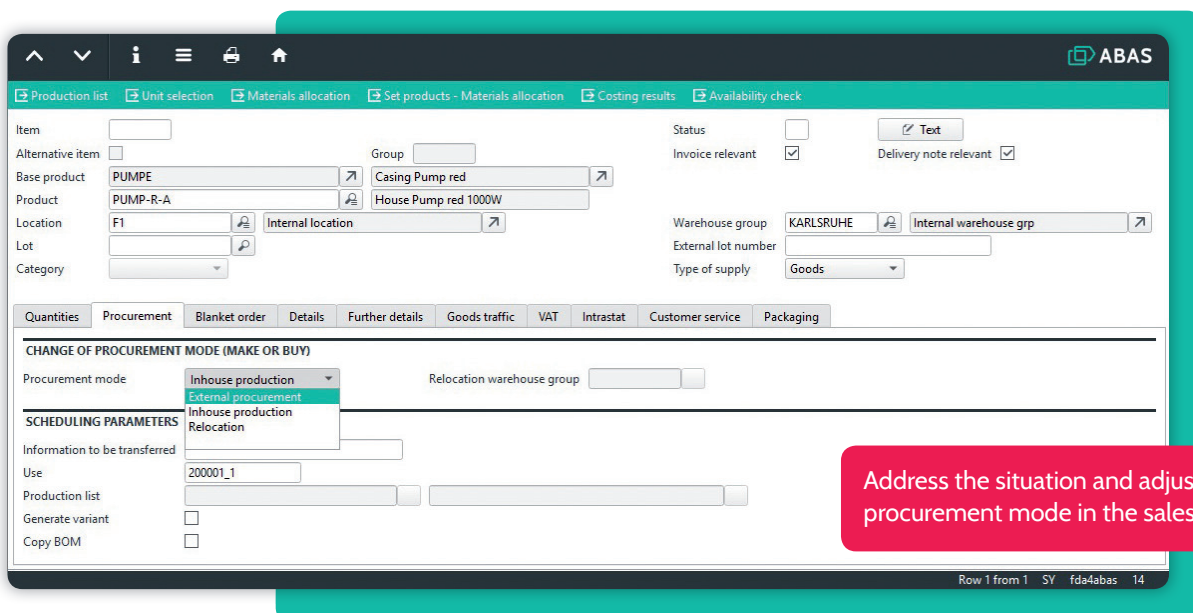
s. p. 34

## Relocation

One-time process-related relocations can also be performed the same way. If, for example, the quantity of a product required for a sales order is not in stock in the internal warehouse, but is kept in an external warehouse, you can simply select “relocation” as the procurement mode. The external warehouse group will then be taken into account accordingly by scheduling.

## Dealing with fixed procurements

Processes that have already been started are not affected by a change to the procurement mode. If a procurement suggestion has been fixed or has already been released, it is retained and a new procurement suggestion is not created. In this way, abas ERP ensures that there is no surplus stock.



<sup>1</sup> In the special case of variant-related procurement, the procurement mode cannot be changed once scheduling has been started. Instead, an additional sales order or order production list item must be created with the preferred alternative procurement mode.

# Redesign of the storage quantity for more convenience in document handling

## Your added value

- › Simpler, faster access to information on stock levels and their use
- › Ease of use and improved traceability for manual stock adjustments
- › No limitation on the data set

Increasing traceability in the material and value flows was already the focus of previous versions. abas ERP 21 continues on this path with stock levels and, in addition to a significant increase in transparency, offers greater convenience in document handling.

## More meaningful information

The redesign of the storage quantity is based on structural changes to the data model. As of abas ERP 21, the various levels of the warehouse hierarchy each have their own database groups. Inventories can be managed and evaluated more distinctly, without restricting the data set.

In addition to the total stock and total scheduling stock, the own stock is also displayed in the product master file. This way you can immediately see whether part of the product stock is third-party property. New selection options have

been added to the “Stock level information” screen. You can use the “Consolidation” option to see inventories of the same type all at once. The table section provides the details: Here you can access individual stocks and open additional material flow information.

## Innovations in document handling

The traceability of stock movements has also been improved further. Manual stock adjustments, including stock transfers, stock corrections, and setting the mixed price, are now recorded as documents and can be copied, displayed and saved. Also new: Manual stock adjustments can be canceled; the cancellation process is transparently documented via the document link. To improve the control of stock issues, each product's location quantity element is also provided with a counter. This ensures that LIFO and FIFO procedures are followed even when multiple receipts of the product are posted on the same day.

## Delete location quantities infosystem

The new “Delete location quantities” infosystem saves time during stocktaking. You can use this infosystem to easily delete location quantities with zero stock. Security is ensured by the fact that deletion processes are denied if there are appropriate reasons. These reasons are displayed in the infosystem so you can react directly.

# Further development of mixed price calculation with respect to invoice value zero

## Your added value

- › Automatic recalculation of the mixed price expanded – for example, for discounts in kind and free samples

abas ERP offers you various valuation methods: You can value receipts according to the transaction price, plan price, and zero valuation, and issues according to the receipt price, mixed price, warehouse group mixed price, FIFO, or LIFO. In the current version, the mixed price calculation has been further expanded and refined with an eye on application scenarios in which stocks or stock receipts are managed without value. Typical examples of this are discounts in kind and free samples.

## Zero value stock receipt

If a warehouse stock valued using a mixed price increases due to a receipt with a transaction price of zero, the mixed price for the new total warehouse stock is recalculated and reduced accordingly.

## Stock without value

The inverse case also automatically leads to a recalculation of the mixed price: If a new quantity with a price is added to a stock that was previously managed with a value of zero, a new mixed price results for the entire stock.



# Standard QM processes can be expanded with custom logic

## Your added value

- › Easily map your own QM requirements
- › Freely define inspection types and procedures
- › Flexibly adapt inspection steps to your own QM logic

As a midmarket business, you face massive quality and price pressures. The quality of your products and the efficiency of your processes are decisive if you want to successfully stand out from the competition.

The DIN EN ISO 9001:2015-conform quality management included in abas ERP helps you in quality planning and assurance as well as in complaint management and vendor evaluation. For the new version, we focused on the adaptability of the QM standard to your specific inspection processes.

You can now map your individual inspection logic including your own inspection types and procedures even better in abas ERP. This plus in flexibility enables you to create inspection plans tailored to your needs and ensure quality assurance measures are initiated at the relevant points.

## Freely define inspection procedures

In order to identify a product or operation as requiring a QM inspection and include it in quality assurance, assign it an inspection procedure in abas ERP. In the standard release, you can choose from three available inspection procedures: "Incoming goods inspection", "Inspection during production" and "Outgoing goods inspection".

However, maybe you have other processes for individual products or operations that require QA inspections, such as manual special inspections. In this case, the definition of a new inspection procedure comes into play.

To create a new inspection procedure, you can either adopt the configuration of a standard inspection procedure including the assigned inspection plan and the inspection types it comprises. Or you can define a completely new inspection procedure with your own inspection plan and inspection types. All input data are available to you for this purpose.

## Custom inspection types

Do you not only want to customize whether and under what conditions a product or operation is subject to an inspection, but also which type of QA inspection should be used?

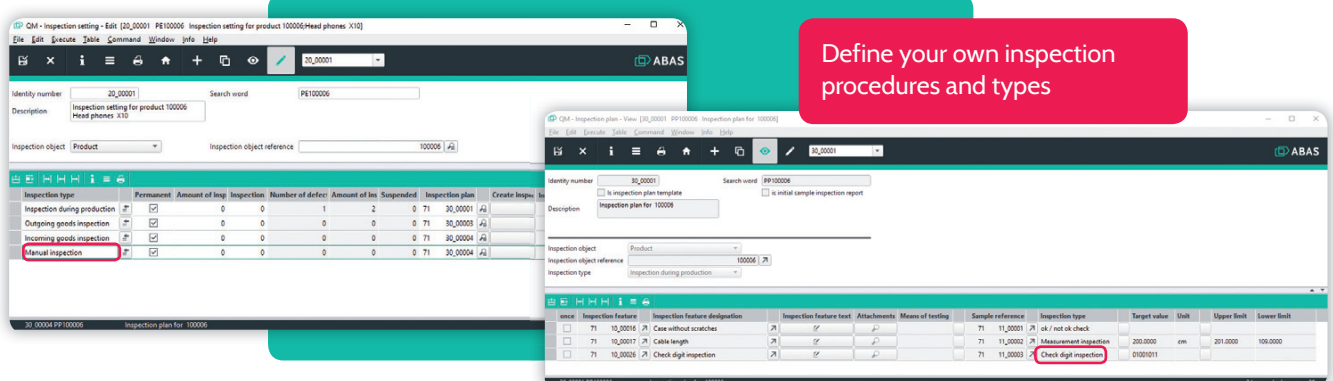
In addition to the standard inspection types "ok / not ok", "Measurement value," and "Classification (A, B, C, D)," abas ERP 21 offers you the option to define further inspection types with their own actual-value-validation.

## Define additional triggers for inspection jobs

In the last customization step, you can define your own triggers for QM processes in addition to the ones stored in abas ERP, for example, release of a work order or recording an incoming packing slip. In the inspection cases you have defined, an inspection job is then automatically triggered based on the inspection procedure you have defined.

Another tool to precisely tailor inspection processes to the specific quality requirements of your company!

Define your own inspection procedures and types



# Mobile shipment picking

## Your added value

- › Process-secure guidance for warehouse employees
- › Paperless shipment picking
- › Acceleration of the delivery process
- › Easy to use – no training required

With our “Warehouse” scanner solution<sup>1</sup>, your time and personnel-intensive logistics processes around the warehouse can be made simpler, more efficient, and less prone to errors. Your employees have all the information they need with them digitally and are guided through the individual processes. They no longer need to manually enter data, but can scan the barcodes in real time using a mobile device. Automatic plausibility checks while recording make work easier and improve data quality.

In order to provide you with even better support in your mobile warehouse management, the previous function range of the scanner solution – material entries, stock corrections, stocktaking, and container management – has been supplemented in the abas ERP 21 version to include mobile shipment picking.

## Paperless picking

“Warehouse” enables paperless and process-reliable shipment picking. All sub-steps take place either in abas ERP or in “Warehouse”, which is operated via a barcode scanner.

First, the shipment picking is prepared in abas ERP. In shipping planning, you can combine and release the products to be delivered according to different criteria, for example, by customer or route.

The mobile process only begins when a shipping plan is released: “Warehouse” shows the warehouse employee all shipping plans that have been released for picking.

## Process-reliable guidance

The primary task of the mobile application is to guide the employee quickly and reliably through the entire shipment picking process. First, “Warehouse” suggests the appropriate product stocks based on the selected shipping plan and sorts them according to storage location or consumption sequence date. The employee is guided to the first withdrawal location. Here they just scan the withdrawal location, product, and, if applicable, the lot and enter the withdrawal quantity. The next withdrawal location is then displayed, etc. – until the picking has been cleanly completed.

In this way, “Warehouse” accompanies and documents the entire picking process and ensures that shipment picking runs smoothly. Employees enjoy using the scanner solution. It's easy to operate and can be used with practically no training.

## Deliver fast

As soon as picking is completed, an unposted packing slip with the corresponding picking information is automatically generated in abas ERP. Packing slips can be posted without wasting time. The delivery is then triggered directly. This saves you valuable time when shipping out deliveries.

SHIPPING PICKING

Finished rows: 1/3

← 3 / 4 →

Shipping planning	Item
21	2

Location

LP-ROW-KASSEL

Location scan field

Location scan field

Product

MUTTER-M8

Product scan field

Product scan field

Outstanding quantity

50.0

Continue

ERP 20:30

Paperless, reliable and fast: Mobile shipment picking

<sup>1</sup> Warehouse runs in a browser, is hardware-independent, and is particularly suitable for barcode scanners, full-touch handhelds, and forklift terminals.

# abas Web Toolkit: Customizing for Warehouse and Shopfloor

## Your added value

- › Easily customize mobile solutions
- › Self service: Implementation via configuration
- › Easy upgrades

abas ERP stands out with the ease of its adaptability, which is confirmed by the current Trovarit study “ERP in Practice: User satisfaction, benefits and prospects 2020/2021”. We’re constantly working on this standard: With abas ERP 21, customizing the mobile solutions for warehouse management (Warehouse) and production (Shopfloor) has been greatly simplified. You can now adapt standard processes in both solutions to your individual requirements with just configuration options.

## Broad customization options

Both applications are based on the abas Web Toolkit, which grants access to functions and screens from abas ERP in “Warehouse” or “Shopfloor” and enables you to

<sup>1</sup> see page 22 Mobile shipment picking

adapt existing standard processes in the mobile solutions. For example, you can add menu entries and infosystems, add or remove fields and buttons, or edit or add field defaults and query criteria. The customizing takes place exclusively via configuration and is fully upgrade-compatible. This enables you to make adjustments yourself – secure in the knowledge that your individual configuration will be retained when the version is upgraded.



Paperless production with “Shopfloor”

# Multisite: Better configurability and granular control

## Your added value

- › Easy-to-configure Multisite import
- › Convenient control of the import: Start/Stop function
- › Retry function: Automatic new import attempt, for example, when locked data records are encountered
- › New technological basis: Apache NiFi

Many midmarket companies are represented by national and international subsidiaries. Consequently, they wish to manage the companies belonging to the group together. Multisite maps the location organization of a group of companies with several independent companies (clients). Centralized management and automated exchange of data ensure uniform data and efficient, cross-client business processes.

With abas ERP 21, Multisite has been set up on a new technological basis that simplifies the configuration and subsequent control of data flows between the abas ERP clients. Multisite is now based on Apache NiFi, an open source software for automating and managing data flows between systems, as well as abas REST API. Apache NiFi is a powerful system with high data throughput (due to parallel processing) and key convenience features in the area of administration. The automatic retry function, for example, repeats an import until it is successful. Furthermore, the administrator has the option of stopping or restarting the Multisite import for each abas ERP client via Start and Stop.

The new NIFISSETUP infosystem was developed to generate and control data flows in Apache NiFi. You can use it to conveniently create, start and stop the Multisite import flows client-by-client in abas ERP. Also new: Licenses per client are no longer occupied by the Multisite import.

# abas ERP GUI Version 4: Improved usability

## Your added value

- › Work more conveniently and time-efficiently
- › Shorter paths
- › Improved performance

From version to version, abas ERP delivers powerful new features tailored to your needs and technological advancements that help you meet your current challenges and prepare for growth.

At the same time, we keep an eye on small improvements for the user. Where can we simplify the operation of abas ERP and make it more convenient? How can precautions be taken against less-than-efficient processes?

abas ERP 21 comes with Generation 4 of the abas user interface. abas GUI Version 4<sup>1</sup> has a whole bundle of improvements ready to make working with abas ERP faster, pleasanter, and more intuitive:

- › When new data records are created from a reference field (F7), they are automatically written back to the reference field.
- › Optical highlighting of the current row in tables
- › Scroll bar in multi-line text fields
- › Reference fields visualize lock information
- › Directly create a new data record if the object selection is empty
- › Help expanded to include process help
- › Better support for GUI use on multiple monitors

When new data records are created from a reference field, they are automatically written back to the reference field.

Product	Product description	Blanket order status	Quantity	Unit	Price	Surc Discr	Item value	Fix iter	Delivery date
10021	Electric motor 1000W		75	piece	99.00	-3	7,202.25	✓	16/08/22
10023	Electric motor 2000W		30	piece	115.00	0	3,450.00	✓	16/08/22
10045	Electric engine Pump 5000W		12	piece	309.00	0	3,708.00	✓	16/08/22
10048	House Pump aqua 1500W		55	piece	250.00	-3	13,337.50	✓	16/08/22
10049	House Pump carmine 1000W		7	piece	190.00	0	1,330.00	✓	16/08/22
10047	Casing Pump Terra		15	piece	65.00	0	975.00	✓	16/08/22
9	Net total		0		0.00	0	30,002.75		
6	Tax		0		30,002.75	19	5,700.52		
1	Sum total								

Highlighting the active row in tables

<sup>1</sup>abas GUI version 4 is 64 bit-compatible and supports Windows 11.



# abas Dashboard Version 3: Flexible visualization – Simple operation

## Your added value

- › Create your own dashboards even easier
- › Display key figures as a gauge
- › Access KPI details directly in the dashboard
- › Greater flexibility in the graphical design
- › Higher performance – silent upgrade

Dashboards in abas ERP concentrate essential information and display it graphically. This increases your ability to find information and delivers the best possible support for your decision-making processes. Not only do you have a comprehensive pool of more than 25 standard dashboards available to you, with our self-service technology, abas Dashboard, you can easily create your own dashboards.

Numerous abas customers are already working with custom dashboards based on abas Dashboard 2. Their practical feedback was incorporated into the development of abas Dashboard 3. The new dashboard generation stands out with further simplified and consistently standardized operation. Additional widgets as well as design and layout options offer new, exciting visualization potential.

## Key figures – and their details

Want your dashboard to contain KPIs with the ability to dig deeper directly in the dashboard? The new Data Visualizer widget can be used to display key figure details (displayed via the Indicator widget) in tabular or graphical form. A special highlight: You can link the widget to various indicator widgets so that the detailed information on the currently selected key figure is displayed. A very space-saving way to prepare information!

## New Gauge widget

What was previously only possible when displaying machine utilization, can now be freely used throughout Dashboard 3: View data such as total revenue or capacity utilization as a gauge. The possibilities are endless: Whether absolute or percent values, scales, colors, or range definitions – you can design the gauge exactly according to your needs.

## New design options

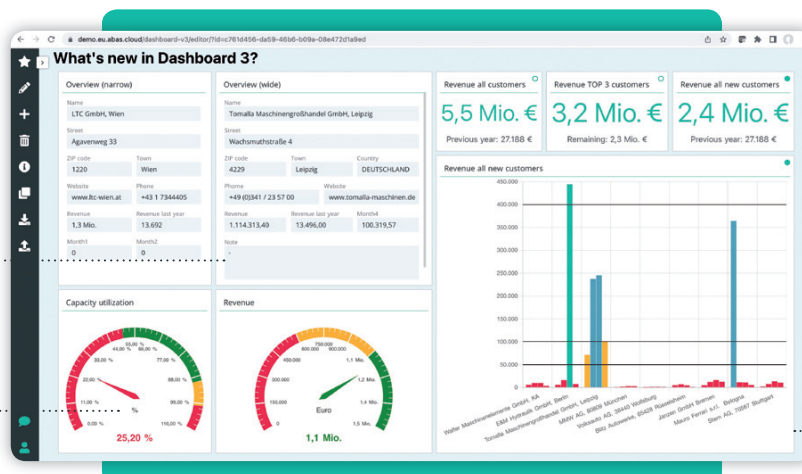
abas Dashboard 3 also fulfills the demand for more creative flexibility in other areas: Colors can be freely assigned for graphical widgets, defined for individual topics, and threshold values can also be displayed differently. For detail widgets, which display the fields of a data record, the width and height of the fields can be adjusted to improve the visual display of multi-line text fields. Also new: Detail widgets now also retrieve information from infosystems.

## Simplified configuration

How can the creation of a dashboard be even easier? The structure of the configuration settings has been revised across all widgets in the new Dashboard version. The configuration is structured in thematic tabs: You can quickly find the settings you want to edit and in the same way for all widgets. Last but not least, with abas Dashboard 3 you benefit from significantly greater performance and – this will certainly please Version 2 users – from a revised upgrade process that enables you to upgrade from Version 2 to 3 absolutely silently.

Width and height of fields freely scalable

New Gauge widget



Display of KPI details as a table or chart

# abas APS: Personnel scheduling and usability improved

## Your added value

- › Record setup time and working time with separate qualification profiles
- › Avoid bottlenecks: Plan setup against limited capacity
- › Improved operating concept: More overview with shorter paths
- › Touch-capable

Are you still planning against unlimited capacities and have to manually reconcile overruns and capacity limits? Do you find it difficult to keep track of the enormous complexity of planning?

abas APS<sup>1</sup> takes limited capacities into account with the help of detailed calendars, qualifications, sequences, or priority characteristics as well as alternative resources, and offers functionalities for setup optimization. Our advanced planning and scheduling (APS) add-on enables you to realistically control complex production processes.

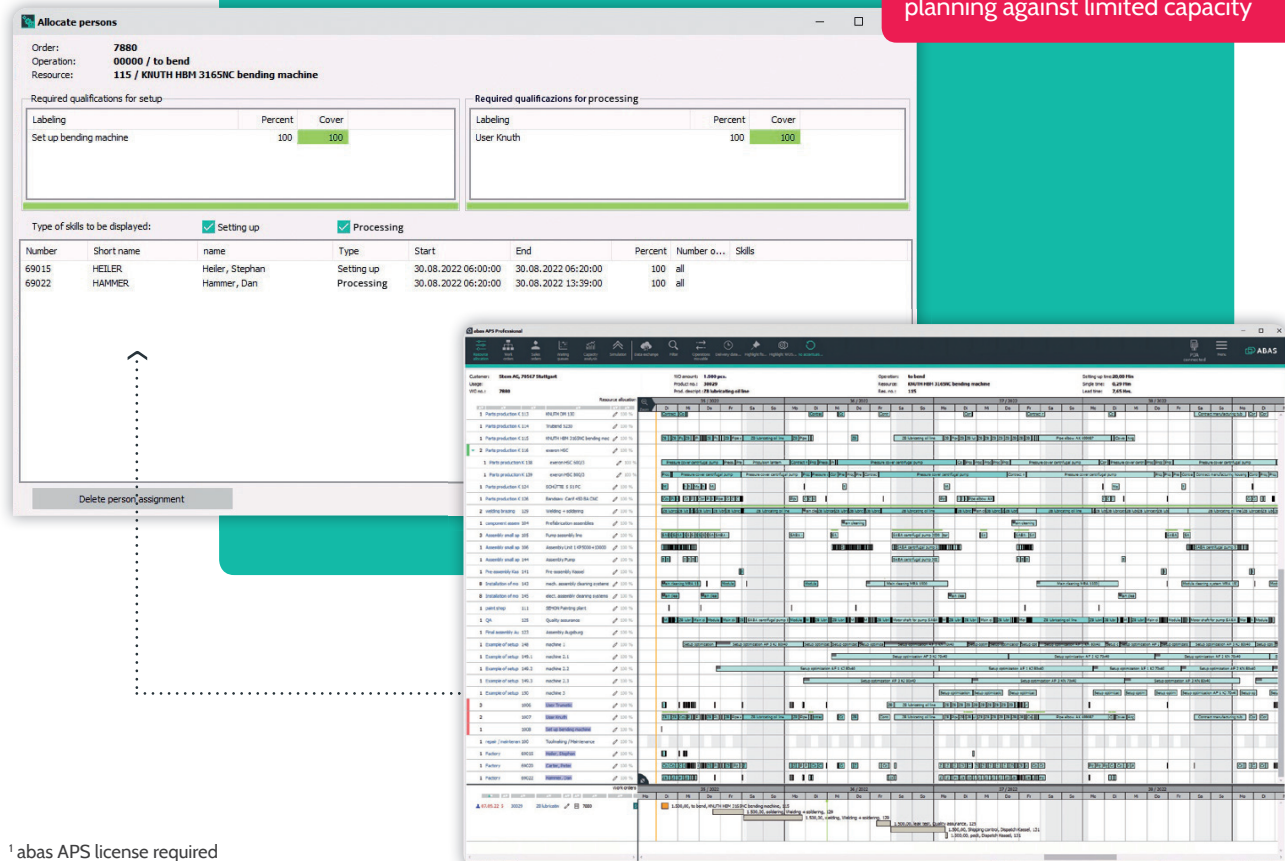
The current version of abas APS offers you new options in personnel scheduling to plan even more easily and precisely against limited capacities. The improved operating concept also contributes to greater transparency and more efficient work.

## Personnel scheduling: Distinguish between setup and processing

Particularly in the case of setting up complex systems, such as in injection molding, different employees are planned for setting up the machine than for the subsequent execution of the work step. Setup specialists have to have certain qualifications, often work in single-shift operation, and are therefore a scarce resource.

In order to realistically and efficiently plan your assignments, you need to be able to differentiate between setup time and working hours and take personnel criteria such as skills and availability into account in your planning.

Consider qualification profiles when planning against limited capacity



<sup>1</sup> abas APS license required

The new features in abas APS personnel scheduling enable you to define setup times and working hours for each operation and assign them different qualification profiles – for example, setup specialists and machine operators.

By planning the setup time of an operation against both the limited capacity of the system and the setup specialists, you ensure that the deployment of your team on different machines is planned without conflicts and that the execution of a work order is not delayed due to a lack of staff. However, you can continue to plan the actual working hours without taking personnel capacities into account, provided that there are typically sufficient personnel to operate the system.

## Improved operating concept for faster, more convenient use

As an advanced planning and scheduling system, abas APS offers you different views for the role-specific visualization of planning-relevant data. The resource view provides a quick overview of your production utilization in a Gantt chart. The production order and customer order views offer you transparency for all order contexts and due dates. You can monitor the utilization of your resources during a

specific period using the capacity utilization view. The following applies to all views: A clear structure and quick jump to standard views such as the plan chart help you quickly identify undesirable developments or conflicts in the plan and react without wasting time.

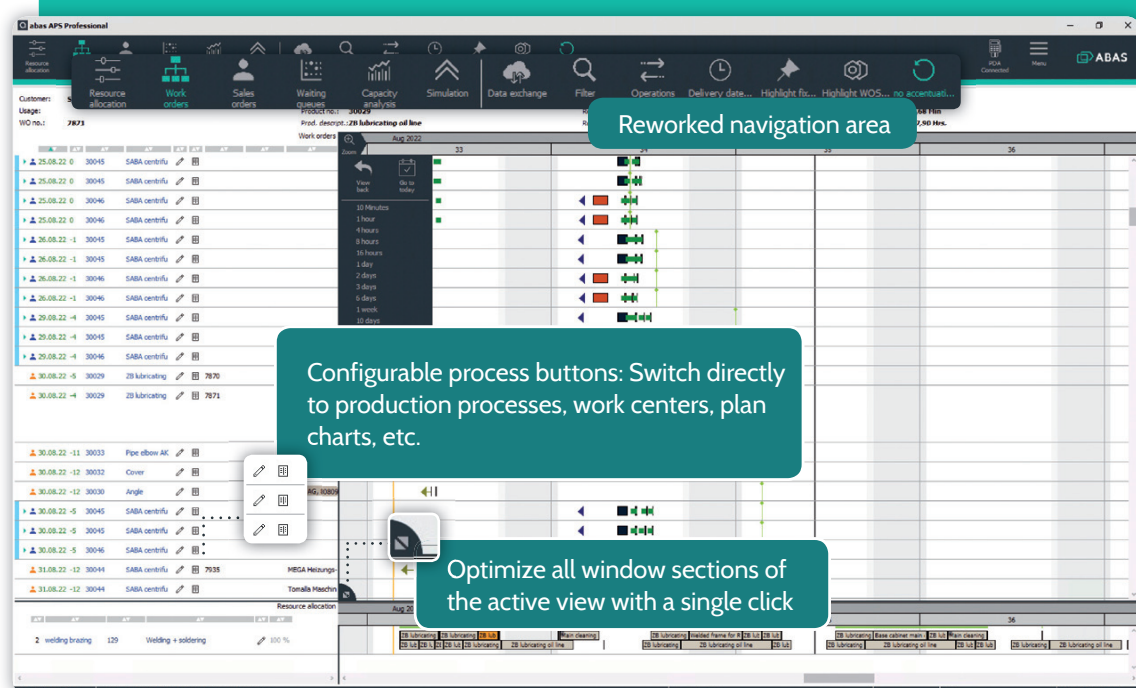
In the current version, the abas APS operating concept has been further refined and the layout revised. For an even better overview, the complexity has been reduced, especially in the case of comprehensive plan scenarios. An example: For multi-level structures in the order view, a specific area can optionally be detailed without immediately displaying the entire structure.

To increase intuitiveness and enable touch operation, icons and buttons can be used to access other abas ERP objects instead of having to select them via right-click. Your paths as a user have been shortened: For example, if you want to check the material allocation for a product, you can jump directly to the plan chart with just a single click.

abas APS can also be used on large meeting screens or on a tablet in the production hall: It can be touch-operated in the current version.

<sup>1</sup> abas APS Professional edition

## Improved operating concept – three examples:



# abas DMS: Document management goes mobile

## Your added value

- › Archive documents on the go or in home office
- › Important information immediately and centrally available to everyone
- › Documents are no longer lost when on the go
- › Archive emails in a legally compliant manner and continue to use them conveniently

You process an enormous number of receipts, emails and other documents every day. abas DMS<sup>1</sup> makes this flood of information manageable, reduces costs, and helps your employees work more efficiently. With the current version of abas DMS 2nd Generation, a further stage on your path to comprehensive digitalization has been reached: With the mobile app<sup>2</sup> you can digitize and archive paper documents from anywhere – whether in home office or on the go. Also new: Emails can be archived even more easily in abas DMS as part of the extended Microsoft Office integration.

## Personal mobile assistant

Employees working from home often face the challenge of digitizing their paper documents to make them generally available to everyone. It's easy with the new app as your personal mobile assistant. With the help of your smartphone, you can take photos of single or multi-page paper documents, add a description in the app and file it in abas DMS in a legally compliant manner. This makes the information immediately and centrally available for further processing. Not only are you location-independent when recording the documents, your work processes are also simplified and accelerated.

## Mobile archiving of proof of delivery

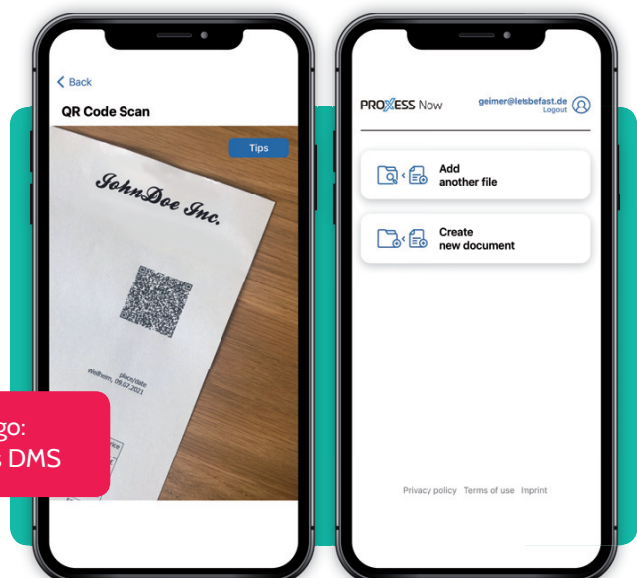
The mobile app also finds optimal use in the delivery of goods. Your drivers enter the receipted proof of delivery with the app on site. This is done just by scanning the QR code on the delivery document. All key information from the QR code is added directly to the document and the signed packing slip is correctly filed and assigned in the archive without further manual input. Manual supplements can of course always be made. This way proof of delivery is centrally archived immediately after delivery and legally conform.

## Archive emails from Outlook 365

The Office integration has also been further expanded in the current version of abas DMS 2nd Generation. Emails and their file attachments can be stored directly from Outlook 365 in abas DMS and archived in a legally compliant manner. For this purpose, an Outlook add-in is provided, which easily integrates the archiving function in Outlook.

Emails are archived in their original format (EML file). In this way, you or other employees can access the email and its file attachments from the archive and continue working on them directly. For example, emails stored in abas DMS<sup>3</sup> can be opened with Outlook and re-sent.

Whether in home office or on the go:  
Archive documents directly in abas DMS



<sup>1</sup> abas DMS license required

<sup>2</sup> The "PROXESS Now" app is included in the abas DMS 2nd Generation standard release.

<sup>3</sup> The "PROXESS for Office 365" module required for archiving emails is included in the abas DMS 2nd Generation standard release.



# abas PM: Resource planning significantly expanded

## Your added value

- › Variable scheduling of employees and teams
- › More transparency when it comes to available capacities and personnel assignments
- › Excel export possible

Active project control opens up savings potential – especially in mechanical and plant engineering or in assembly businesses. The abas PM<sup>1</sup> add-on supports you in single-project planning as well as in comprehensive multi-project management. In the current version, abas PM offers powerful innovations, particularly for graphical resource planning.

## Transparency at all levels

The new “Cost center” and “Resource list” views, which can be used for detailed planning at the department level or with resource lists, ensure greater transparency and variability when planning your teams. Furthermore, group and employee-level views can be combined. This enables you to quickly see how teams and employees are involved in the individual project processes and how much time they spent on them.

To what extent is an employee available for a project? The new “Available capacity” field displays the degree to which an employee can be scheduled for a project team or a resource list. The values are automatically included when calculating the total capacity of a resource list or a team and can be transparently evaluated in the resource planner.

Also new is the “resource assignment”. It establishes the link between an employee and a project even if the employee is only indirectly assigned to the project process via project teams, resource lists, or cost centers.

User-specific resource planner

## Closely linked: Service and project

Service reservations are now also displayed in the resource planner. You can see whether and how an employee is involved in the service, and you can open and edit a service reservation directly from the resource planner.

## Customize resource planning

The operating concept of the graphical resource planner has been expanded to increase both ease-of-use and customization options. For example, the display of totals: You can decide whether you need the sum of all processes for the team, for team members, or both sums. You can use the quick filter to search for any key word in a project by entering text. Or you can just display the processes that lie within a time frame you've defined.

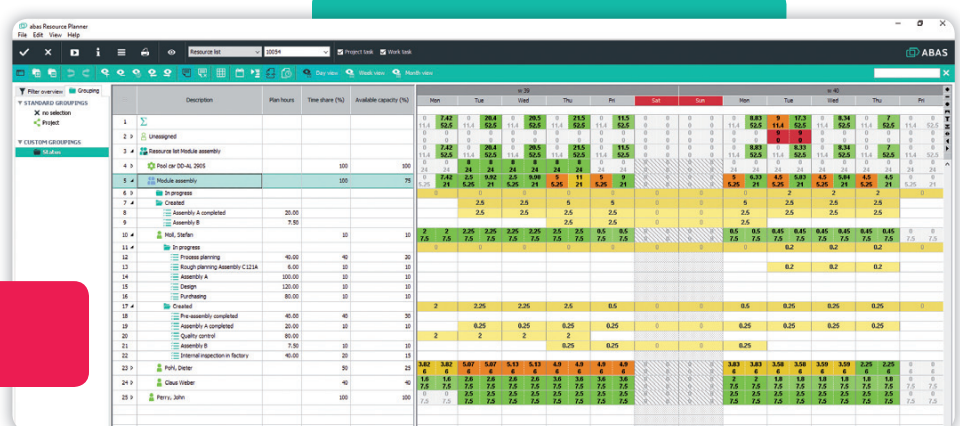
## Permissions check activation

Would you like to control access to your resource planning with greater granularity? If the new permissions check is activated, only project processes and work tasks for which the user of the resource planner has the appropriate permissions are displayed.

## New: Excel export

The data selected and displayed in the resource planner can be graphically exported – similar to the display in the resource planner – or just as data for further processing (for example, evaluations) in XSLX format.

➤ **Short and sweet**  
abas Service Planner:  
Now with a new calendar view!



<sup>1</sup> abas PM license required

# New generation abas Exchange Connector

## Your added value

- › Transfer dates and contacts from abas ERP to Microsoft Outlook
- › Data set always up to date
- › Deep integration into abas ERP
- › Easy configuration of the connector without additional administration knowledge

Would you like to use dates and contacts from abas ERP company-wide in Microsoft Outlook and decide which contacts are available to which employees or groups?

With abas ERP 21, a new generation of the abas Exchange Connector is launched as an add-on. The new Exchange Connector<sup>1</sup> transfers dates and contacts from abas ERP to Microsoft Exchange and ensures that your employees – for example, from sales or customer service – use exactly the same contact data and dates in Outlook as in abas ERP (the leading system).

If new contacts and dates are created in abas ERP or existing ones are edited or deleted, the connector automatically updates Outlook appointments and contacts accordingly. You always have an up-to-date data basis, even when you're on the go.

## Simple configuration – deep integration

The new generation of abas Exchange Connector is technologically characterized by two features: The connector can be operated configuratively and is fully integrated in abas ERP. It is based on abas technology and technology used by abas ERP, saves data directly in abas ERP standard objects and thus doesn't occupy any additional tables that

you may need for other customization goals. The add-on can be easily updated as part of an abas ERP upgrade.

You can make all settings for the unidirectional data transfer directly in abas ERP without any additional administration experience. The configuration offers significant flexibility: For example, you can define whether dates and contacts should be transferred directly to Microsoft Exchange accounts or distributed through the Microsoft Exchange Server or Microsoft Exchange Online.

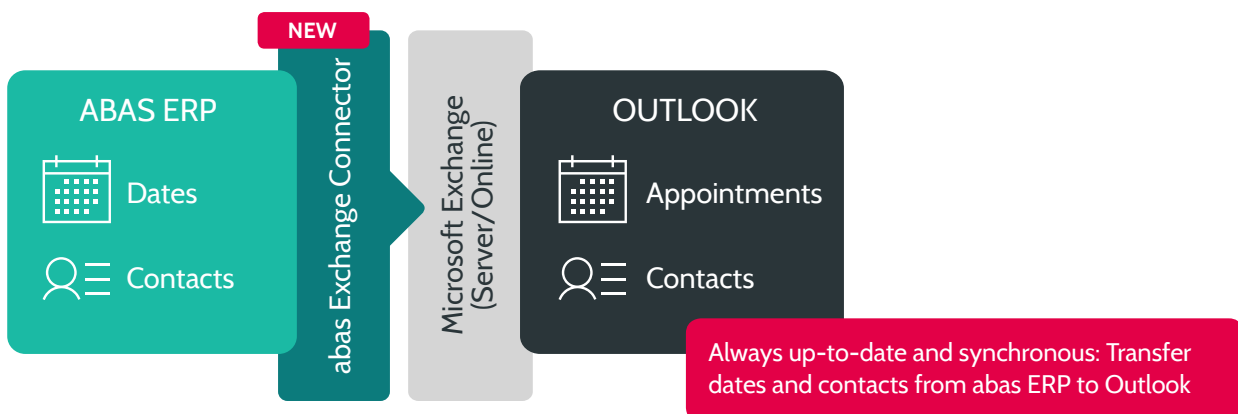
## Assign contacts to groups

For contacts, you can determine whether these should be made available to all employees, individual employees, or groups. In addition, you can configure that a user with the appropriate permissions can decide which contacts to synchronize in Outlook (sync by click). This is useful, for example, in the case of vacation representatives: A service employee can transfer to Outlook any additional contacts from customers they're responsible for while a colleague is on vacation.

## Various application scenarios

You've got a lot of flexibility when it comes to application scenarios. Among other things, service assignments, project milestones, or quotation reviews can be classified as dates, as long as the calendar date is recorded. In addition to customer contacts, contacts can also be vendors, employees, external service providers, etc. Furthermore, you have the option to define additional objects in abas ERP as dates or contacts, thus enabling you to transfer them to Outlook.

<sup>1</sup> abas Exchange Connector license required



## › ABAS ERP 21.1 (SERVICE PACK)

Service packs enable us to quickly provide you with individual functions and extensions between two main versions and thus further expand the feature range of a main version.

abas ERP 21.1 (Service Pack) supplements the main version abas ERP 21 with the following selected features or functional improvements:

- › Optimization of the credit note process for value credit notes
- › Swiss payment transactions: QR payments
- › New free text editor:  
Expanded options – easy to use
- › New selection assistant
- › Make-or-Buy: Expanded process support
- › Continuation of the process guidelines for service completion confirmations
- › Relocation packing slip: Process simplification

Are you using abas ERP 20 or an older version and want to upgrade to the current version?

Then you'll immediately receive the entire feature range of abas ERP 21 and abas ERP 21.1 (Service Pack).

### Your upgrade

abas ERP 20



abas ERP 21

abas ERP 21.1  
(Service Pack)

Version change directly to  
abas ERP 21.1 (Service Pack)  
› Also includes the abas ERP  
21 function range

abas ERP 21



abas ERP 21.1  
(Service Pack)

Slender function upgrade  
within the same  
main version

# Optimization of the credit note process for value credit notes

## Your added value

- › Simple, process-secure handling of price reductions or full credit notes without previous return
- › Can be flexibly used for invoices or individual invoice items
- › Maximum traceability

The new “Optimization of the credit note process for value credit notes” feature enables you to conveniently create value credit notes, i.e. credit notes without a return, in both purchasing and sales. You can choose to generate value credit notes for an entire invoice or an invoice item, as well as partial value credit notes.

The processing is simple and clear. Furthermore, plausibility checks ensure that only the maximum quantity and the previously calculated maximum value of an item can be credited.

## Continuous update

When a value credit note is triggered, it directly affects the flow of values and accounts in abas ERP. On the one hand, it's easy to understand which previous documents the credit note references, such as the invoice, packing slip or sales order. On the other hand, price corrections are fully and automatically incorporated into the stock values and revenue statistics.

The screenshot shows the 'Invoice (Sales) - View' window in abas ERP. The 'Voucher' section at the bottom has 'Credit invoice' selected, which is highlighted by a red box. A red callout box with the text 'Creation of a value credit note' points to this button. The window also displays various fields for invoice details, including 'Identity number', 'Search word', 'Invoice type', 'Partner process', 'Value credit note', 'Invoice address', 'Shipping address', 'General', 'Contact', 'Conditions', 'OL payment', 'Shipping', 'Financial accounting', 'VAT', 'Exchange rate', 'Intrastat', 'Transaction type', 'Customer', 'Invoice recipient', 'Goods recipient', 'Country of destination', 'In-house contact', 'Own remarks', 'Customer remarks', 'Code', 'Your reference', 'Your message', 'Our reference', 'Transaction date', and 'Entry date'. The 'Overview' section at the bottom shows 'Net total' as -843.00 and 'Gross prices' as 0.00. The 'Table' section at the bottom shows a list of items with columns for 'Fully credited', 'Item', 'Base product', 'Base product description', 'Product', 'Product description', 'Outstanding quantity', 'Invoice amount', 'Unit', 'Transfer outstanding quantity', 'Price', 'Surcharge/Discount', 'Open value to be credited', 'Item value', 'File item value', 'Location', 'Status', and 'Text'.

# Swiss payment transactions: QR payments

## Your added value

- › Convenient, reliable processing of Swiss QR payment information

The conversion to QR codes implemented in abas ERP 21 for the Franc payment area (Switzerland and Liechtenstein) has been further refined in abas ERP 21.1 (Service Pack).

Users in financial accounting as well as in purchasing and sales can now more conveniently process the Swiss QR payment information introduced in October 2022. Field meanings have been adjusted or newly integrated in 23 screens. In addition to the previous “Payment reference” field, another field, “QR reference”, has been created - exclusively for Swiss payment transactions.



# New free text editor: Expanded options – easy to use

## Your added value

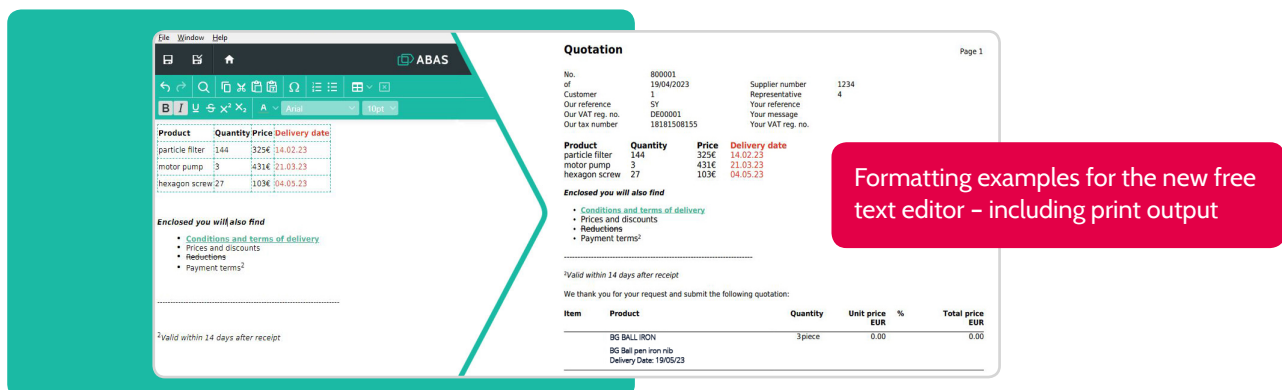
- › Simple creation and processing of tables including improved print output
- › Improved user experience: Greater ease of use and more options, for example, when inserting text or fonts

Another important innovation in abas ERP 21.1 (Service Pack) is the new free text editor, which replaces the previous editor. It impresses with its simplicity and ease of use and supplements the previous formatting options with additional functions such as structuring tables. These can be easily inserted, formatted or deleted and rows or columns can be added. Also new: If you want to insert text from an external application (for example, Microsoft Excel and Word) or from other free texts, the editor adopts the formatting it supports. You can also adopt free texts without formatting.

## Greater convenience for administrators

Administrators also benefit from the new editor. It's configured centrally for all clients. This significantly reduces the effort required for adjustments and maintenance. Last but not least, as an administrator, you can also preset the editor free text width for each location it's used in – for example, in quotations and sales orders. Your users then have clear orientation as to how much space is available in the printout for the recorded free text. Time-consuming reviews of the output when printing the document are reduced to a minimum.

Technologically on a forward-looking basis, the new free text editor cannot only be used in the Windows GUI but also in the Web Client in the future.



The screenshot displays the ABAS free text editor interface. On the left, a table is shown with columns for Product, Quantity, Price, and Delivery date. The table contains three rows of data. On the right, a 'Quotation' form is visible, including fields for No. of Customer, Our reference, Our VAT reg. no., Our tax number, Supplier number, Representative, Your reference, Your message, and Your VAT reg. no. Below the form, there is a section titled 'Enclosed you will also find' with a list of items. A red callout box on the right side of the screenshot contains the text: 'Formatting examples for the new free text editor – including print output'.

# New selection assistant

## Your added value

- › Efficient selections
- › Automatic review of all selections in an area

Your users have daily contact with selections in abas ERP. Selections are often used indirectly because they are stored in infosystems or evaluations. To ensure comfortable and efficient work, it is therefore crucial that selections are not only correct in terms of content, but are also high-performance.

The new selection assistant helps you as an administrator when creating selections: It ensures that each selection can

be optimally structured with an eye on performance. The selection assistant also analyses existing selections with regard to the keys used in them. Selection criteria are evaluated according to their suitability for a key and classified accordingly using a traffic light system. At the same time, the assistant makes recommendations as to how existing keys in selections can be optimized or how new keys can be created in optimized form. This can be done either purely on the basis of the criteria or via comparison of the real data. Last but not least, optimized keys can be created directly from the assistant.

Performance-optimized selections guarantee short loading times, even for complex infosystems and evaluations – thus significantly contributing to user satisfaction.

# Make-or-Buy: Expanded process support

## Your added value

- › Greater overview through production lists by procurement mode
- › Reach well-founded make-or-buy decisions

In abas ERP you can change a make-or-buy decision that's been made and recorded in the master files at a later time (see p. 19). This provides significant flexibility while maintaining a high level of process reliability.

Previously, the standard production list was used regardless of the procurement mode selected at the time of the make-or-buy decision. Both the make part (internal production process with material and operations) and the buy part (materials provided) were maintained in the same production list.

With abas ERP 21.1 (Service Pack) you can create production lists not only by product or warehouse group, but also by procurement mode. The new "Procurement mode by production list" function is available for this purpose, which you can use to create individual, manageable production lists by procurement mode for the same product. This delivers much greater clarity, especially for extensive production lists. All procurements - whether created by scheduling or manually - then automatically use the standard production list appropriate for the procurement.

## Preliminary costing for each procurement mode

As of abas ERP 21.1 (Service Pack), preliminary costing in the product can also be performed for each procurement mode: Depending on the selected procurement mode, costing takes the appropriate production list into account. The costing results obtained in this way help make-or-buy decisions be made in an even more well-founded and targeted manner.

# Continuation of the process guidelines for service completion confirmations

## Your added value

- › Greater process reliability for service completion confirmations
- › Minimize recording errors

abas ERP 21.1 (Service Pack) continues the path to maximum process reliability while maintaining flexibility for users. New process guidelines for service completion confirmations support service employees in the office and in the field with clear input options and new plausibility checks.

Positive quantity and time confirmations, i.e. material withdrawals and time entries, are now recorded separately from negative quantity and time confirmations (material returns and time corrections).

In addition, plausibility checks support time corrections and material returns. This significantly reduces the risk of recording errors.



## Short and sweet

New in the relocation packing slip:

As of abas ERP 21.1 (Service Pack), receipt and issue information for material to be relocated, such as lot and serial number information, can be entered in the same material allocation screen. As soon as the issue information has been recorded, it is automatically transferred to the receipt side - and vice versa.

# As unique as your business!

Every company is different and unique in its own way. That's why abas ERP gives you the flexibility you need to secure and expand important competitive advantages, despite a high level of software standardization. Tailored manufacturing functionality combined with the flexibility necessary to realize your individual business processes. That's what makes abas ERP the solution for midmarket manufacturers.

## PURCHASING

End-to-end digitized purchasing processes help you to increase delivery performance, shorten procurement periods, and find the right vendor.

## PRODUCTION

Flexibly manage all your production processes, plan resources and deadlines, continuously monitor your production, and ensure lean and transparent value creation.

## COMMERCIAL MANAGEMENT

The powerful reporting system makes your day-to-day business considerably easier and offers you the ideal setup to keep a close eye on costs, revenue, liquidity and risks at all times.



## SALES

Central access to required information, simple search and retrieval of sales data as well as various automation tools increase customer loyalty and your sales success in the long term.

## MANAGEMENT

With abas ERP at the heart of your company, you're making the right long-term and strategic decision. You benefit from a future-ready solution that grows with your company and has a low TCO.

## Time for the next step?

abas ERP provides end-to-end support for all business processes. With software that was developed for midmarket companies and is technologically prepared for the challenges of manufacturers. You set the pace - with the assurance that you always have the right IT.

**Talk to us if you would like to use other functional areas of abas ERP!**



abas Software GmbH  
Gartenstraße 67  
76135 Karlsruhe  
Germany  
[sales@abas-erp.com](mailto:sales@abas-erp.com)  
[abas-erp.com](http://abas-erp.com)

